



Your Guide to AEPS[®]-3

BROOKES

ae[®]ps³

AEPS®-3 helps early childhood programs
reimagine their practices and do better.

AEPS-3 gives you
the most accurate, useful child data
and a proven way to *turn data into action*
across everything you do.



AEPS-3 Helps You

- Collect the **assessment data you need**
- Link **assessment data to a tiered curriculum**
- Track and support **emerging skills**
- Strengthen **preacademic skills**
- Check for **school readiness**
- **Actively involve families** with handouts, forms, and reports
- **Streamline reporting and data management** with AEPS[®]i, the user-friendly web-based system

Exciting Updates

- One **seamless system** for birth to six years
- Two **new test areas**—Literacy and Math
- **Ready-Set**—a shorter measure focused on school readiness skills
- **Reimagined, tiered curriculum** organized around routines and activities





AEPS-3 Test






- Criterion-referenced and curriculum-based
- **One continuous assessment** for birth to six years
- **Expanded difficulty range**, with more items at the upper and lower ends
- **New items** reflecting current expectations for young children

The image shows a sample of the AEPS-3 Child Observation Data Form (CODF). The form is titled "Child Observation Data Form (CODF)" and features the AEPS-3 logo. It includes several fields for data entry: "Date(s) completed:", "Child's name:", "Child's date of birth:", "Child's ID:", "Family's name and address:", "Person completing form:", "Program:", and "Date testing/administration completed:". To the right of these fields is a legend with colored boxes corresponding to assessment areas: FINE MOTOR (purple), GROSS MOTOR (blue), ADAPTIVE (orange), SOCIAL-EMOTIONAL (green), SOCIAL-COMMUNICATION (light green), COGNITIVE (yellow), LITERACY (pink), and MATH (magenta). Below the legend, the "DIRECTIONS" section provides instructions on how to use the form, including reviewing test administration information, recording administration dates and examiner initials, observing the child and scoring test items, and entering scores in the Score column and notes in the Notes column. It also lists specific rules for scoring, such as assigning scores of 2, 1, or 0, and using A, I, M, Q, or R for specific purposes. The form is numbered "1" in the bottom right corner.

AEPS-3 Test

- **Refined, clearer criteria** and **more examples**
- **Updated illustrations**
- Eligibility cutoffs available (no age equivalents)

TEST: FINE MOTOR	
Objective 2.2	Grasps small cylindrical object  CRITERION: Child grasps hand-size cylindrical object with either hand by closing fingers around it, with thumb opposing. Example: Child grasps spoon to bring oatmeal to mouth. Child grasps stick to poke or bang in the sand or clothespins in play.
Objective 2.3	Grasps pea-size object using fingers in raking or scratching motion CRITERION: Child grasps pea-size fingers in raking or scratching motion or provide support or balance on surface held between fingers and palm. Example: Child attempts to finger feed finger food into palm.
Objective 2.4	Grasps hand-size object using whole hand CRITERION: Child holds object in closed around it. Child may use either hand. Example: Child uses entire hand to grasp a biscuit.
FS 2.4a	Child grasps hand-size object with hand near little finger and against palm.
FS 2.4b	Child briefly holds object placed in palm.
GOAL 3	Stacks objects  CRITERION: Child uses either hand to stack objects balanced on top of one another. Example: Child stacks blocks, plates.
FS 3a	Child places small object on top of another object and releases it.
Objective 3.1	Releases object into targeted space CRITERION: Child uses one or both hands to release object into targeted space that is obvious target for object. Example: Child lets go of cup into the trash. Child throws napkin or tissue into the trash.
FS 3.1a	Child uses either hand to release hand-held object into targeted space.

TEST: FINE MOTOR	
Strand A Reach, Grasp, and Release	
GOAL 1	Makes directed batting or swiping movements with each hand  CRITERION: Child extends one or both hands to make directed movements toward object or person. Example: Child uses hands to touch caregiver's face or reaches toward toy, pet, or bottle.
Objective 1.1	Brings hands together near midline  CRITERION: Child brings hands together near middle of body at same time. Example: While lying on back or being held facing upward, child holds bottle on chest with both hands or laces and wiggles fingers in front of face.
Objective 1.2	Makes directed movements with arms  CRITERION: Child extends one or both arms to make directed movements toward object or person. Example: Child extends one or both arms to bat at mobile or to reach for familiar caregiver.
FS 1.2a	Child makes nondirected movements with arms.
GOAL 2	Grasps pea-size object  CRITERION: Child grasps pea-size object with either hand, using tip of index finger and thumb. Pea-size object is not held against palm; hand or arm is not supported; tip of thumb is rotated toward index finger. Example: Child picks up raisin, pea, or piece of cereal placed on table using only tip of index finger in opposition with thumb.
FS 2a	Child grasps pea-size object with either hand, using tip of index finger and thumb with hand and/or arm resting on surface for support. Thumb is to side of index finger (inferior pincer grasp).
Objective 2.1	Grasps hand-size object  CRITERION: Child uses thumb and first two fingers to grasp hand-size object with either hand so that object is held between thumb and fingers and not resting in palm. Example: Child grasps small block using fingers and thumb.
FS 2.1a	Child grasps hand-size object with either hand, holding object at base of index finger and thumb.

8 Test Areas, 407 Items, 0-6

- **Fine Motor**
(31 items in 4 strands)
- **Gross Motor**
(65 items in 3 strands)
- **Adaptive**
(53 items in 4 strands)
- **Social-Emotional**
(61 items in 5 strands)
- **Social-Communication**
(49 items in 4 strands)
- **Cognitive**
(50 items in 5 strands)
- **Literacy**
(57 items in 5 strands)
- **Math**
(41 items in 4 strands)

6 Updated Areas

Fine Motor

- A. Reach, Grasp, and Release
- B. Functional Skill Use
- C. Mechanics of Writing
- D. Use of Electronic Devices

Gross Motor

- A. Body Control and Weight Transfer
- B. Movement and Coordination
- C. Active Play

Adaptive

- A. Eating and Drinking
- B. Personal Care Routines
- C. Dressing and Undressing
- D. Personal Safety

Social-Emotional

- A. Interactions with Adults
- B. Social-Emotional Expression and Regulation
- C. Interactions with Peers
- D. Independent and Group Participation
- E. Meeting Social Expectations

Social-Communication

- A. Early Social Communication
- B. Communicative Understanding
- C. Communicative Expression
- D. Social Use of Language

Cognitive

- A. Sensory Exploration
- B. Imitation and Memory
- C. Conceptual Knowledge
- D. Reasoning
- E. Scientific Discovery

New Literacy Area

Literacy

- A. Awareness of Print Concepts
- B. Phonological Awareness
- C. Alphabet Knowledge
- D. Vocabulary and Story Comprehension
- E. Writing

CHILD OBSERVATION DATA FORM
Literacy

Name: _____

Mastery performance	Score Key		Note Key		This date	Observer(s)			
	2	Emerging performance 1A = Assistance 1B = Incomplete	No performance 0	C = Conduct M = Modification Q = Quality R = Report					
A. Awareness of Print Concepts									
1. Participates in shared group reading									
1.1 Participates in shared one-on-one reading									
2. Demonstrates understanding that text is read in one direction and from top to bottom of page									
2.1 Turns pages of book from beginning toward end									
2.2 Holds book or other printed material with pictures correctly oriented									
3. Recognizes print words for common or familiar people, objects, or pictures									
3.1 Recognizes own first name in print									
3.2 Recognizes common signs and logos									
B. Phonological Awareness									
1. Produces rhyming words given oral prompt									
1.1 Identifies rhyming words									
1.2 Participates in repetitive verbal play									
2. Segments compound words into component words									
2.1 Blends two simple words into compound words									
2.2 Claps for words in sentences									
3. Segments syllables of two- and three-syllable words									
3.1 Blends syllables into two- and three-syllable words									
3.2 Claps for each syllable in two- and three-syllable words									
4. Segments CVC words into individual sounds									
4.1 Blends separate CVC sounds into simple words									
4.2 Identifies middle sounds in CVC words									


Assessment, Evaluation, and Programming System for Infants and Children, Third Edition (AEPS®-3), by Brookes, Dornie, Graham, Johnson, Mary, Stern, & Weckelt. © 2012 Brookes Publishing Co. All rights reserved.

26

New Math Area

Math

- A. Counting
- B. Quantitative Relations
- C. Reading and Writing Numbers
- D. Addition and Subtraction

CHILD OBSERVATION DATA FORM
Math 

Name: _____

Mastery performance	Score Key		Note Key	
	2	1A = Assistance 1B = Incomplete 1C = Assistance/Incomplete	No performance	0

Teacher(s): _____

Observer(s): _____

A. Counting	Target	Score	Notes	Score	Notes	Score	Notes
1. Counts out 3 items			C M Q R		C M Q R		C M Q R
1.1 Counts 3 items to determine "How many?"			C M Q R		C M Q R		C M Q R
1.2 Recites numbers 1-3			C M Q R		C M Q R		C M Q R
2. Counts out 10 items			C M Q R		C M Q R		C M Q R
2.1 Counts 10 items to determine "How many?"			C M Q R		C M Q R		C M Q R
2.2 Recites numbers 1-10			C M Q R		C M Q R		C M Q R
3. Counts out 20 items			C M Q R		C M Q R		C M Q R
3.1 Counts 20 items to determine "How many?"			C M Q R		C M Q R		C M Q R
3.2 Recites numbers 1-20			C M Q R		C M Q R		C M Q R
4. Skip counts by tens to 100			C M Q R		C M Q R		C M Q R
4.1 Recites numbers 31-100			C M Q R		C M Q R		C M Q R
4.2 Recites numbers 1-30			C M Q R		C M Q R		C M Q R
B. Quantitative Relations							
1. Compares items in sets to 5 by counting			C M Q R		C M Q R		C M Q R
1.1 Compares items in sets to 5 by matching			C M Q R		C M Q R		C M Q R
1.2 Creates equivalent sets of 5 items			C M Q R		C M Q R		C M Q R
1.3 Uses quantity comparison words			C M Q R		C M Q R		C M Q R
2. Compares items in sets of 6 to 10 by counting			C M Q R		C M Q R		C M Q R
2.1 Compares items in sets of 6 to 10 by matching			C M Q R		C M Q R		C M Q R
2.2 Creates equivalent sets of 10 items			C M Q R		C M Q R		C M Q R

Assessment, Evaluation, and Programming System for Infants and Children, Third Edition (AEPS-3),
by Bricker, Dianne, Grisham, Johnson, Mary, Sterns, & Weikelt. © 2022 Brookes Publishing Co. All rights reserved.

31

Child Observation Data Form

CHILD OBSERVATION DATA FORM
Fine Motor

aepps3

Name: _____

Test date: _____

Examiner: _____

Score Key		Note Key	
Mastery performance	Emerging performance	No performance	
2	1A = Assistance 1B = Incomplete 1C = Assistance/Incomplete	0	C = Conduct M = Modification Q = Quality R = Report

A. Reach, Grasp, and Release	Target	Score	Notes	Score	Notes	Score	Notes
1. Makes directed batting or swiping movements with each hand			C M Q R		C M Q R		C M Q R
1.1 Brings hands together near midline			C M Q R		C M Q R		C M Q R
1.2 Makes directed movements with arms			C M Q R		C M Q R		C M Q R
2. Grasps pea-size object			C M Q R		C M Q R		C M Q R
2.1 Grasps hand-size object			C M Q R		C M Q R		C M Q R
2.2 Grasps small cylindrical object			C M Q R		C M Q R		C M Q R
2.3 Grasps pea-size object using fingers in raking or scratching movement			C M Q R		C M Q R		C M Q R
2.4 Grasps hand-size object using whole hand			C M Q R		C M Q R		C M Q R
3. Stacks objects			C M Q R		C M Q R		C M Q R
3.1 Releases object into targeted space			C M Q R		C M Q R		C M Q R
3.2 Releases object into nondefined space			C M Q R		C M Q R		C M Q R
B. Functional Skill Use							
1. Activates object with finger			C M Q R		C M Q R		C M Q R
1.1 Uses finger to point or touch			C M Q R		C M Q R		C M Q R
1.2 Uses hand to activate object			C M Q R		C M Q R		C M Q R
1.3 Uses fingers to explore object			C M Q R		C M Q R		C M Q R
2. Rotates wrist to manipulate object			C M Q R		C M Q R		C M Q R
2.1 Turns object using either hand			C M Q R		C M Q R		C M Q R
3. Manipulates object with two hands, each performing different action			C M Q R		C M Q R		C M Q R
3.1 Assembles toy			C M Q R		C M Q R		C M Q R
3.2 Aligns objects			C M Q R		C M Q R		C M Q R

Assessment, Evaluation, and Programming System for Infants and Children, Third Edition (AEPS®-3).
Bricker, Dionne, Graham, Johnson, Macy, Sientz, and Waddell. ©2022 Paul H. Brookes Publishing Co., Inc. All rights reserved.

- 3-point scoring system
- Qualified scoring for emerging skills ("1") to indicate if incomplete or done with assistance
- Available in English and Spanish

Summary of AEPS-3 Results

aepps3

Name: _____

For each domain, plot the percent correct for each test period (1-3) to determine if the child's performance is improving over time.

Fine Motor		Gross Motor	
Total % correct		Total % correct	
100		100	
80		80	
60		60	
40		40	
20		20	
Test Date:		Test Date:	

Adaptive		Social-Emotional	
Total % correct		Total % correct	
100		100	
80		80	
60		60	
40		40	
20		20	
Test Date:		Test Date:	

Social-Communication		Cognitive	
Total % correct		Total % correct	
100		100	
80		80	
60		60	
40		40	
20		20	
Test Date:		Test Date:	

Literacy		Math	
Total % correct		Total % correct	
100		100	
80		80	
60		60	
40		40	
20		20	
Test Date:		Test Date:	

Assessment, Evaluation, and Programming System for Infants and Children, Third Edition (AEPS®-3).
Bricker, Dionne, Graham, Johnson, Macy, Sientz, and Waddell. ©2022 Paul H. Brookes Publishing Co., Inc. All rights reserved.

Assessment Activities

- Assessment activities help providers efficiently use observation to complete the AEPS-3 Test for up to 5 children at once
- 10 center-based activities
- 10 home-based activities
- Available on AEPS-3 Forms USB and in AEPSi

CENTER-BASED ASSESSMENT ACTIVITY

Blanket Play

Mastery performance	Emerging performance	No performance	C = Conduct	M = Modification	Q = Quality	R = Report
2	1A = Assistance 1B = Incomplete	0				

Name:	Name:	Name:	Name:	Name:
DOB:	DOB:	DOB:	DOB:	DOB:

CENTER-BASED ASSESSMENT ACTIVITY

Blanket Play

DESCRIPTION

In this assessment activity, the child is on the floor or ground in a safe environment. This activity encourages positive interactions between a familiar adult and the child, and it also encourages the child's movements. The familiar adult offers stimulation (visual, tactile, auditory) to support the child to respond or initiate. For example, if a caregiver holds a favorite small stuffed bear in front of the child, it may prompt the child to exhibit fine motor skills such as bringing both hands to the midline in an effort to grasp the toy.

SUGGESTED MATERIALS

Materials found in the child's environment, such as

- Soft blanket
- Small favorite toys or objects (rattle, bear, pacifier, etc.)

SUGGESTED PROCEDURES

With the child lying on their back:

- Touch parts of the child's body to encourage the child to move their arms and legs independently.
- Shake a rattle on either side of the child to encourage them to turn their head.
- Play face-to-face games with the child to stimulate their active participation.
- Talk to the child, then pause to let them respond or initiate. Repeat. Observe how the child reacts to stimulation.
- Present different toys to the child and encourage the child to grasp and explore them.

With the child lying on their stomach:

- Hold a rattle or other desired object in front of the child to encourage them to lift their head.
- Use toys and positioning to encourage the child to roll over.
- Slowly move a pull-toy in front of the child to encourage them to move and follow it.

Fine Motor			Gross Motor		
A. Reach, Grasp, and Release			A. Body Control and Weight Transfer		
Target	Score	Notes	Target	Score	Notes
1. Makes directed batting or swiping movements with each hand		C M Q R	1. Turns head, moves arms, and legs to touch each other		C M Q R
1.1 Brings hands together near midline		C M Q R	1.1 Kicks legs		C M Q R
1.2 Makes directed movements with arms		C M Q R	1.2 Waves arms		C M Q R
			1.3 Turns head side to side		C M Q R
			2. Puts weight on one hand or arm		C M Q R
			2.1 Remains propped on elbows		C M Q R
			2.2 Remains propped on one arm		C M Q R
			3. Rolls from back to stomach		C M Q R
			3.1 Rolls from stomach to back		C M Q R

Date(s) completed: _____

Person completing form: _____

Program: _____


Child(ren) observed: _____


<p>FINE MOTOR</p> <p>Strand A, 1, 1.1, 1.2</p> <p>GROSS MOTOR</p> <p>Strand A, 1, 1.1, 1.2, 1.3, 2, 2.1, 2.2, 3, 3.1, 3.2</p> <p>Strand B, 1, 1.1, 1.2, 2.1, 2.2, 2.3, 2.4</p>	<p>SOCIAL COMMUNICATION</p> <p>Strand A, 1, 1.1, 2, 2.1, 3, 3.1, 3.2</p> <p>Strand B, 1, 1.1, 1.2</p> <p>COGNITIVE</p> <p>Strand A, 1, 1.1, 2.1</p>
--	---

Assessment, Evaluation, and Programming System for Infants and Children, Third Edition (AEPS®-3), by Bricker, Dionne, Graham, Johnson, Macy, Stenzel, & Waddell. © 2022 Brookes Publishing Co. All rights reserved.

Ready-Set

- Brief assessment and progress monitoring measure
- Emphasizes skills essential for school readiness and early school success
- 40 developmentally and academically challenging goals from AEPS-3 Test





Date(s) completed: _____
 Child's name: _____
 Child's date of birth: _____
 Child's ID: _____
 Family's name and address: _____
 Person completing form: _____
 Program: _____
 Date testing/administration completed: _____

DIRECTIONS:

REVIEW the administration information beginning on page x of AEPS-3 Volumes 1 and 2, and notes beginning on page x of AEPS-3 Volume 2, Chapter 3. Make sure you understand the scoring procedures before using Ready-Set.

RECORD the administration date and examiner's initials at the top.



OBSERVE the child and score items by comparing the child's performance on using the stated criteria will invalidate the results.

ENTER all item scores in the Score column and notes in the Notes column. For results:

- Assign only scores of 2, 1, or 0.
- If you assess and score a goal 1, you must assign an A, I, or both:
 - o Use A if the child requires some form of assistance to perform the goal.
 - o Use I if the child's performance of the skill is incomplete (partial performance).
- Use Notes to assist in qualifying children's scores (optional but highly recommended). M = Modification; Q = Quality; R = Report.
- Target column refers to identified IEP or IFSP goal. Check this box for each goal.

RECORD the child's results at the end (Raw Score and Percent Score). Also record the child's raw score and percent score.

Assessment, Evaluation, and Programming System for Infants and Children, Third Edition (AEPS®-3), Bricker, Dionne, Graham, Johnson, Macy, Sientz, and Waddell. ©2022 Paul H. Brookes Publishing Co.

Name: _____

	Score Key		Note Key		Services	
	Emerging performance 1 = Assistance	No performance 0	C = Conduct	M = Modification	Q = Quality	R = Report
1. Manipulates object with two hands, each performing different action	2	0				
2. Holds writing tool using three-finger grasp to write or draw	2	0				
3. Jumps forward	2	0				
4. Skips	2	0				
5. Uses hands to hang on play equipment with bars	2	0				
6. Uses culturally appropriate social dining skills	2	0				
7. Recognizes and reports information regarding safety	2	0				
8. Maintains cooperative activity	2	0				
9. Interacts appropriately with others during small-group activities	2	0				
10. Interacts appropriately with others during large-group activities	2	0				
11. Initiates and completes independent activities	2	0				
12. Resolves conflicts using negotiation	2	0				
13. Meets observable physical needs in socially appropriate ways	2	0				
14. Follows context-specific rules	2	0				
15. Relates identifying information about self	2	0				
16. Uses language to initiate and sustain social interaction	2	0				
17. Provides and seeks information while conversing with others using words, phrases, or sentences	2	0				
18. Uses conversational rules when communicating with others	2	0				
19. Solves problems using multiple strategies	2	0				
20. Draws plausible conclusions about events beyond personal experience	2	0				

Assessment, Evaluation, and Programming System for Infants and Children, Third Edition (AEPS®-3), Bricker, Dionne, Graham, Johnson, Macy, Sientz, and Waddell. ©2022 Paul H. Brookes Publishing Co., Inc. All rights reserved.

Ready-Set

Goals from all 8 areas

- **Fine Motor**–2
- **Gross Motor**–3
- **Adaptive**–2
- **Social-Emotional**–8
- **Social-Communication**–3
- **Cognitive**–6
- **Literacy**–10
- **Math**–6

Example goals

2. Holds writing tool using three-finger grasp to write or draw
6. Uses culturally appropriate social dining skills
8. Maintains cooperative activity
12. Resolves conflicts using negotiation
16. Uses language to initiate and sustain social interaction
29. Names all uppercase and lowercase letters of alphabet
36. Reads and writes numerals for quantities up to 5

Ready-Set

- Useful in preschool and Head Start classrooms for children who may not need full AEPS-3 assessment
- Seamless to move to AEPS-3 Test for a child as needed
- Links to tiered AEPS-3 Curriculum



Ready-Set

- Corresponding set of assessment activities available
 - 4 center-based, 3 home-based
- Ready-Set Family Assessment of Child Skills form
 - Available in English and Spanish

Ready-Set CENTER-BASED ASSESSMENT ACTIVITY **aepe3**
Outdoor Play

Score Key:
 Mastery performance 2
 Emerging performance 1A = Assistance, 1B = Incomplete, 1C = Assistance/Incomplete
 No performance 0
Note Key:
 C = Conduct, M = Modification, Q = Quality, R = Report

Name: _____ DOB: _____

Gross Motor		Target	Score	Notes	Target	Score	Notes	Target	Score	Notes	Target	Score	Notes
B. Movement and Coordination													
6. Jumps forward				C M Q R			C M Q R			C M Q R			C M Q R
7. Skips				C M Q R			C M Q R			C M Q R			C M Q R
C. Active Play													
2. Uses hands to hang on play equipment with bars				C M Q R			C M Q R			C M Q R			C M Q R
Social-Emotional													
D. Independent and Group Participation													
2. Interacts appropriately with others of													
E. Meeting Social Expectations													
1. Meets observable physical needs in													
3. Follows context-specific rules													
Cognitive													
E. Scientific Discovery													
1. Expands simple observations and ex													
2. Anticipates outcome of investigation													
3. Investigates to test hypotheses													
4. Transfers knowledge													

Assessment, Evaluation, and Programming System
by Bricker, Dionne, Grisham, Johnson, Macy, Stetson

Ready-Set CENTER-BASED ASSESSMENT ACTIVITY **aepe3**
Outdoor Play

Date(s) completed: _____
 Person completing form: _____
 Program: _____
 Child(ren) observed: _____

■ GROSS MOTOR
 Strand B. 6, 7
 Strand C. 2
■ SOCIAL-EMOTIONAL
 Strand D. 2
 Strand E. 1, 3
■ COGNITIVE
 Strand E. 1, 2, 3, 4


Assessment, Evaluation, and Programming System for Infants and Children, Third Edition (AEPS®-3)
by Bricker, Dionne, Grisham, Johnson, Macy, Stetson, & Waddell. © 2022 Brookes Publishing Co. All rights reserved.

New Materials for Families

- Now 3 forms for families
 - **Family Report** (formerly Part I of Family Report)
 - **Family Assessment of Child Skills** (formerly Part II of Family Report)
 - **Child Progress Record**
- New handouts for working with families
- All available in English and Spanish on AEPS-3 Forms USB



Family Report



Family Report

Your input is essential to targeting developmental skills that are important for your child. Section 1 asks general questions designed to help program staff get to know your child and family. Section 2 asks specific questions about daily routines and activities.


You may complete this form independently or with assistance from program staff. Thank you for sharing this information, and please let us know if you have any questions.

Date(s) completed: _____
Child's name: _____
Child's date of birth: _____
Family's name and address: _____

Person completing form: _____
Relationship to child: _____
Phone/text number: _____
E-mail address: _____
Preferred method(s) of contact: _____
Language(s) spoken at home: _____

Insert a picture (child or family photos or drawing), if desired.

Assessment, Evaluation, and Programming System for Infants and Children, Third Edition (AEPS®-3).
Brodie, Dionne, Grisham, Johnson, Macy, Slentz, and Waddell. ©2022 Paul H. Brookes Publishing Co., Inc. All rights reserved. 1



FAMILY REPORT

Section 1: Child and Family Information

Tell us about your child. Child's name: _____

How would you describe your child in a few words?

What are some of your child's strengths?

Do you have any concerns about your child's development or behavior? If yes, please explain.

Tell us about your family.

Who do you include as part of your family (parents, siblings, relatives, close friends, caregivers)?

What would you like program staff to know about your family's traditions and values?

What other information you would like us to know about your family (strengths, concerns, needs)?

Tell us about services you and your child currently receive and how our program can best support your family.

What is your preferred location and time to meet?


Are there other people you would like to include in meetings about your child? If yes, please list.

What services do you or your child receive? What other programs does your child attend?

What medical providers or specialists does your child see (doctor, physical therapist, occupational therapist, speech therapist)?

Would an interpreter or cultural guide help us to better serve your child and family?

Assessment, Evaluation, and Programming System for Infants and Children, Third Edition (AEPS®-3).
Brodie, Dionne, Grisham, Johnson, Macy, Slentz, and Waddell. ©2022 Paul H. Brookes Publishing Co., Inc. All rights reserved. 2



FAMILY REPORT

Date reviewed: _____ Noted changes: _____

Date reviewed: _____ Noted changes: _____

Section 2: Activities

Please provide information about your child's participation in the following routines and activities.

Participating with Family

1. What family activities usually involve your child? Check all that apply:
 Meals Chores TV/movie watching
 Games Vacations Shopping
 Other: _____

2. Would you like your child to participate in other family activities? If so, please explain.

3. What makes your child's participation in family activities enjoyable?

4. Are there things that make your child's participation in family activities difficult? If yes, please explain.

5. Would you like help improving your child's participation in family activities? If yes, please explain.

Date reviewed: _____ Noted changes: _____

Date reviewed: _____ Noted changes: _____

Eating


1. Where, when, and with whom does your child usually eat?

2. What kinds of foods does your child eat?

Assessment, Evaluation, and Programming System for Infants and Children, Third Edition (AEPS®-3).
Brodie, Dionne, Grisham, Johnson, Macy, Slentz, and Waddell. ©2022 Paul H. Brookes Publishing Co., Inc. All rights reserved. 3

Collects information about child and family and child's participation in activities and routines

Family Assessment of Child Skills



Family Assessment of Child Skills (FACS)

Date(s) completed: _____

Child's name: _____

Child's date of birth: _____

Family's name and address: _____

Person completing form: _____

Relationship to child: _____

Phone/text number: _____

E-mail address: _____

Preferred method(s) of contact: _____

Language(s) spoken at home: _____

- FINE MOTOR _____ 2
- GROSS MOTOR _____
- ADAPTIVE _____
- SOCIAL-EMOTIONAL _____
- SOCIAL-COMMUNICATION _____
- COGNITIVE _____
- LITERACY _____
- MATH _____

The Family Assessment of Child Skills allows parents and other caregivers to share details about a child's developmental skills. This information is needed to select appropriate learning goals for an IFSP or IEP. Easy-to-answer questions about a child's skills are listed in 8 areas: Fine Motor, Gross Motor, Adaptive, Social-Emotional, Social-Communication, Cognitive, Literacy, and Math. Questions about related behaviors are grouped together and mirror the content of the AEPS-3 Test.

You may complete this form independently or with help from program staff. Program staff will explain how to begin and when to stop answering questions. Please let program staff know if you have any questions or need assistance.


For each question, watch your child use the skill first, then mark your rating as follows:

- Mark YES (Y) if your child uses the skill or action described. Also mark YES if your child previously was able to do the skill. For example, if the question asks if your child can crawl and now your child can walk, mark YES.
- Mark SOMETIMES (S) if your child uses the skill or action sometimes or partially. SOMETIMES is an appropriate response if your child does not consistently use, partly uses, or needs help to use the skill. For example, if your child sometimes takes off their coat but usually needs adult help, mark SOMETIMES.
- Mark NOT YET (N) if your child does not yet use the skill or action described. For example, if your child cannot use a spoon to eat, mark NOT YET.

Assessment, Evaluation, and Programming System for Infants and Children, Third Edition (AEPS®-3), by Brooker, Dionne, Grisham, Johnson, Macy, Slentz, and Waddell. ©2022 Paul H. Brookes Publishing Co., Inc. All rights reserved. 1

FAMILY ASSESSMENT OF CHILD SKILLS

Adaptive



Adaptive skills are those that involve being able to care for yourself. These skills include eating, drinking, preparing and serving food, using the toilet independently, dressing, and undressing.

Name: _____


DIRECTIONS: Mark Y for yes, S for sometimes, and N for not yet.

	DATE 1:	DATE 2:	DATE 3:
1. Does your child take food off a spoon without choking or gagging? For example, your child eats mashed fruit from a spoon. (AD.A1)	Y S N	Y S N	Y S N
2. Does your child eat a variety of foods and textures? For example, your child eats some fruits, some vegetables, and some meats. (AD.A2)	Y S N	Y S N	Y S N
3. Does your child eat foods using a spoon, fork, or other utensil without much spilling? For example, your child eats rice with a spoon or chopsticks without dropping food. (AD.A3)	Y S N	Y S N	Y S N
4. Does your child drink from a cup or glass without a lid with minimal spilling? For example, your child drinks water from a cup without spilling. (AD.A4)	Y S N	Y S N	Y S N
5. Does your child eat in socially appropriate ways? For example, your child chews with their mouth closed, uses a napkin, or asks for help to cut food. (AD.A5)	Y S N	Y S N	Y S N
6. Does your child get food ready for eating by removing inedible parts and by using a utensil such as a spoon or knife? For example, your child removes a banana skin, spreads jam on bread with a knife, or transfers food from a bowl. (AD.A6)	Y S N	Y S N	Y S N
7. Does your child use the toilet independently? You can help with clothing if needed. For example, your child asks to use the bathroom while in a restaurant and completes the process successfully. (AD.B1)	Y S N	Y S N	Y S N
8. Does your child bathe and dry off with minimal assistance? For example, your child climbs into the tub or shower, uses soap and rinses, and dries off with a towel. (AD.B2)	Y S N	Y S N	Y S N
9. Does your child brush their teeth, comb their hair, and wipe their nose with acceptable outcomes? For example, your child puts toothpaste on the toothbrush, brushes their teeth, and rinses their mouth. (AD.B3)	Y S N	Y S N	Y S N
10. Does your child undress without help? For example, at bedtime, your child removes pants, shirt, socks, and underwear. (AD.C1)	Y S N	Y S N	Y S N
11. Does your child choose appropriate clothing for the weather, temperature, and social setting and get dressed? For example, your child puts on a coat and boots to walk in the snow. (AD.C2)	Y S N	Y S N	Y S N
12. Does your child act to relieve their own distress or pain? For example, your child tells you they don't feel well when sick or looks for a caregiver when hit by another child. (AD.D1)	Y S N	Y S N	Y S N

Assessment, Evaluation, and Programming System for Infants and Children, Third Edition (AEPS®-3), by Brooker, Dionne, Grisham, Johnson, Macy, Slentz, & Waddell. © 2022 Brookes Publishing Co. All rights reserved. 6

FAMILY ASSESSMENT OF CHILD SKILLS

Social-Communication



Social-communication skills are those that involve communicating with others. These skills include listening, speaking, and understanding conversational rules and the use of grammar.

Name: _____


DIRECTIONS: Mark Y for yes, S for sometimes, and N for not yet.

	DATE 1:	DATE 2:	DATE 3:
1. Does your child turn to look at someone who is talking nearby? For example, when playing near you, your child looks at you when you talk. (SC.A1)	Y S N	Y S N	Y S N
2. Does your child babble the same sound combinations and different sound combinations? For example, your child says, "ba-be" and "ba-da." (SC.A2)	Y S N	Y S N	Y S N
3. Does your child babble or use words in response to a caregiver's words? For example, you say, "Hi, baby," your child says, "Ba-ba," you then ask, "What?" and your child says, "Ba-ba-ba." Or the caregiver says, "Let's go," and your child says, "Bye-bye." (SC.A3)	Y S N	Y S N	Y S N
4. Does your child get attention and then point to an object, a person or animal, or something that is happening? For example, your child pulls on your arm and then points to a ball, looks at you and then looks at a cat, or makes a sound and points to a car passing by. (SC.A4)	Y S N	Y S N	Y S N
5. Does your child look in the same direction that another person is looking? For example, a caregiver turns and looks out the window, and your child also turns and looks out the window. (SC.B1)	Y S N	Y S N	Y S N
6. Does your child point out at least 10 familiar objects or people after you name them? The people or objects should be familiar and easy to find but not close by. For example, you say, "Where's Spot?" and your child goes to the window and points to the doghouse. (SC.B2)	Y S N	Y S N	Y S N
7. Does your child carry out two linked directions with objects that are out of sight? For example, a caregiver says, "Get your sweater and put it on," when the child's sweater is in another room. Your child gets the sweater and puts it on. (SC.B3)	Y S N	Y S N	Y S N
8. Does your child respond to questions related to why, how, and when? For example, your child says, "I hurt myself," when you ask why they are crying, or your child responds, "Six," when asked how old they are. (SC.B4)	Y S N	Y S N	Y S N
9. Does your child use sentences of three words or more? For example, your child says, "Where is Daddy tonight?" or "I don't like broccoli." (SC.C1)	Y S N	Y S N	Y S N

Assessment, Evaluation, and Programming System for Infants and Children, Third Edition (AEPS®-3), by Brooker, Dionne, Grisham, Johnson, Macy, Slentz, & Waddell. © 2022 Brookes Publishing Co. All rights reserved. 10

Collects information about child's developmental skills

Child Progress Record



Child Progress Record

Date(s) completed: _____

Child's name: _____

Child's date of birth: _____

Child's ID: _____

Family's name and address: _____

Child's sibling(s) and age(s): _____

Person completing form: _____


Program: _____

The Child Progress Record is a visual summary of a child's accomplishments, current targets, and future goals and objectives, designed to help you see how your child is developing. When your child achieves a goal or objective, shading shows their progress.

AEPS-3 has eight areas in all—Fine Motor, Gross Motor, Adaptive, Social-Emotional, Social-Communication, Cognitive, Literacy, and Math—each organized in strands of related skills, which are divided into a progression of goals and associated smaller objectives. Objectives are represented by arrows moving left to right, from easiest to most difficult, and culminating in a box representing the goal. Use the Child Progress Record to see your child's current abilities, next skills to learn, and progress over time.

DIRECTIONS:
You may complete the Child Progress Record for any area across two time periods using AEPS, or you may manually shade goals and objectives for which the child has met AEPS-3 criteria. Use an asterisk to indicate goals and objectives selected as IFSP, IEP, or other learning targets. As the child achieves new skills, shade and date each arrow and box following the direction of the arrows to display and track the child's progress.

Assessment, Evaluation, and Programming System for Infants and Children, Third Edition (AEPS®-3)
by Brookes, Doonee, Graham, Johnson, Macy, Sterns, & Waddell. © 2022 Brookes Publishing Co. All rights reserved.



CHILD PROGRESS RECORD Fine Motor

Child's name: _____ Child's date of birth: _____


Strand A: Reach, Grasp, and Release

Objective 1.2 Makes directed movements with arms	Objective 1.1 Brings hands together near midline	GOAL 1 Makes directed batting or swiping movements with each hand
Objective 2.4 Grasps hand-size object using whole hand	Objective 2.3 Grasps pea-size object using fingers in raking or scratching movement	
Objective 2.2 Grasps small cylindrical object	Objective 2.1 Grasps hand-size object	GOAL 2 Grasps pea-size object
Objective 3.2 Releases object into nondefined space	Objective 3.1 Releases object into targeted space	GOAL 3 Stacks objects

Strand B: Functional Skill Use

Objective 1.3 Uses fingers to explore object	Objective 1.2 Uses hand to activate object	Objective 1.1 Uses finger to point or touch	GOAL 1 Activates object with finger
Objective 2.1 Turns object using either hand			GOAL 2 Rotates wrist to manipulate object
Objective 3.5 Transfers object from hand to hand	Objective 3.4 Holds object with one hand and manipulates object or produces action with other hand		
Objective 3.3 Fits variety of shapes into corresponding spaces	Objective 3.2 Aligns objects	Objective 3.1 Assembles toy	GOAL 3 Manipulates object with two hands, each performing different action

Assessment, Evaluation, and Programming System for Infants and Children, Third Edition (AEPS®-3)
by Brookes, Doonee, Graham, Johnson, Macy, Sterns, & Waddell. © 2022 Brookes Publishing Co. All rights reserved.



CHILD PROGRESS RECORD Cognitive

Child's name: _____ Child's date of birth: _____

Strand A: Sensory Exploration

Objective 1.1 Reacts to events or stimulation	GOAL 1 Orients to events or stimulation
Objective 2.1 Uses sensory means to explore people, animals, and objects	GOAL 1 Combines simple actions to examine people, animals, and objects

Strand B: Imitation and Memory

Objective 1.2 Imitates familiar simple motor action	Objective 1.1 Imitates novel simple motor action not already in repertoire	GOAL 1 Imitates novel coordinated motor actions	
Objective 2.2 Imitates familiar vocalizations	Objective 2.1 Imitates novel vocalizations	GOAL 2 Imitates novel words	
Objective 3.3 Relates events immediately after they occur	Objective 3.2 Relates recent events with contextual cues	Objective 3.1 Relates recent events without contextual cues	GOAL 3 Relates past events

Strand C: Conceptual Knowledge

Objective 1.2 Locates hidden object	Objective 1.1 Locates object in second of two hiding places	GOAL 1 Maintains search for object not in its usual location	
Objective 2.1 Uses object to represent another object		GOAL 2 Recognizes symbols	
Objective 3.3 Discriminates between objects or people using common attributes	Objective 3.2 Classifies according to physical attribute	Objective 3.1 Classifies according to function	GOAL 3 Classifies using multiple attributes

Assessment, Evaluation, and Programming System for Infants and Children, Third Edition (AEPS®-3)
by Brookes, Doonee, Graham, Johnson, Macy, Sterns, & Waddell. © 2022 Brookes Publishing Co. All rights reserved.

Report for families to show skills and growth over time

New Family Handouts

What Is aepe3?

The third edition of the proven *Assessment, Evaluation, and Programming System for Infants and Children*, or AEPS-3, helps children in the developmental range from birth to age 3 learn skills and concepts that will improve their own and others' lives—skills such as walking and talking, playing with others, solving problems, and being more independent.

AEPS-3 gathers information about child skills and abilities to identify important goals and outcomes for your child in eight areas:

- **FINE MOTOR** (using arms and hands to reach, grasp, use writing tools)
- **GROSS MOTOR** (balancing, changing position, moving around, playing)
- **ADAPTIVE** (self-care and safety)
- **SOCIAL-EMOTIONAL** (interacting with others, expressing and regulating emotions)
- **SOCIAL-COMMUNICATION** (understanding and using words and sentences to communicate with others)
- **COGNITIVE** (imitation, solving problems, using reasoning)
- **LITERACY** (pre-reading and reading)
- **MATH** (using numbers)

AEPS-3 is a *linked system* because its test items connect with teaching content and family materials. This linking pinpoints skills your child needs and then helps your child gain these skills.

The AEPS-3 Test looks at what children do during their daily routines and play so we can effectively

- Assess your child's current skills and abilities
- Identify which skills and abilities to work on with your child
- Develop goals and outcomes for IFSPs (individualized family service plans) and IEPs (individualized education programs)
- Plan teaching and intervention aligned with your child's interests
- Monitor your child's progress over time

We use information from the test to help choose goals for teaching or intervention and to keep track of your child's progress.

Part of what makes AEPS-3 such a helpful tool is that family involvement and input are key. You are an essential team member.

Welcome! Visit www.aepsinteractive.com to learn more.

Assessment, Evaluation, and Programming System for Infants and Children, Third Edition (AEPS-3), by Becker, Dornes, Graham, Johnson, Macy, Sientz, & Waddell. © 2022 Brookes Publishing Co. All rights reserved. AEPS is a registered trademark of and all AEPS logos are owned by Brookes Publishing Co.



8 aepe3 Developmental Areas

AEPS-3 is a comprehensive system used to accurately assess young children's skills, develop quality goals and outcomes, select effective teaching strategies, and monitor child progress over time in eight developmental areas. Each area is divided into groups of related skills. Each group is then broken down further into specific skills, or goals and objectives.

AEPS-3 Test Area	Skills Tested	Examples
FINE MOTOR Fine motor skills involve moving and using your arms and hands.	<ul style="list-style-type: none"> ■ Ability to use arms and hands 	<ul style="list-style-type: none"> ■ Reaching for toys ■ Grasping objects and releasing them ■ Using a spoon ■ Using crayons or pencils
GROSS MOTOR Gross motor skills involve moving and getting around in your surroundings.	<ul style="list-style-type: none"> ■ Ability to balance, change position, and move around ■ Ability to use play skills needed on a playground 	<ul style="list-style-type: none"> ■ Rolling ■ Crawling ■ Walking and running ■ Jumping and skipping ■ Riding a bike and climbing
ADAPTIVE Adaptive skills involve being able to care for yourself.	<ul style="list-style-type: none"> ■ Self care ■ Safety 	<ul style="list-style-type: none"> ■ Eating and drinking ■ Preparing and serving food ■ Dressing and undressing ■ Using the toilet, washing hands, bathing ■ Following safety rules
SOCIAL-EMOTIONAL Social-emotional skills involve interacting and participating with others.	<ul style="list-style-type: none"> ■ Playing and talking with adults and peers ■ Expressing and regulating emotions ■ Ability to meet own needs 	<ul style="list-style-type: none"> ■ Showing affection ■ Playing cooperatively with others ■ Choosing activities to do ■ Sharing toys ■ Finding a jacket when cold
SOCIAL-COMMUNICATION Social-communication skills involve communicating with others.	<ul style="list-style-type: none"> ■ Establishing joint attention ■ Understanding words and sentences ■ Using words and sentences to talk ■ Showing others something of interest ■ Ability to maintain conversation 	<ul style="list-style-type: none"> ■ Listening to others ■ Speaking to others ■ Understanding directions ■ Understanding conversation rules
COGNITIVE Cognitive skills involve mental processes and reasoning.	<ul style="list-style-type: none"> ■ Using imitation skills ■ Solving problems ■ Using reasoning and scientific discovery 	<ul style="list-style-type: none"> ■ Knowing an object is there after someone hides it ■ Remembering or recalling events ■ Imitating actions ■ Understanding cause and effect ■ Making observations and predictions
LITERACY Literacy skills involve pre-reading and reading.	<ul style="list-style-type: none"> ■ Pre-reading ■ Reading 	<ul style="list-style-type: none"> ■ Holding a book right side up ■ Matching sounds with letters ■ Recognizing letters and words ■ Understanding a story ■ Writing letters and words
MATH Math skills involve numbers and number manipulation.	<ul style="list-style-type: none"> ■ Using numbers 	<ul style="list-style-type: none"> ■ Counting ■ Comparing numbers of items ■ Recognizing and writing numbers

Assessment, Evaluation, and Programming System for Infants and Children, Third Edition (AEPS-3), by Becker, Dornes, Graham, Johnson, Macy, Sientz, & Waddell. © 2022 Brookes Publishing Co. All rights reserved. AEPS is a registered trademark of and all AEPS logos are owned by Brookes Publishing Co.

aepe3 Family Materials

Your family's participation in the AEPS-3 process helps make sure both your child and your whole family have the best outcomes possible. There are several reasons why your input is so important:

- You care about your child's well-being.
- You know your child, spend time with your child, and are most likely to notice changes.
- You are in an ideal position to select goals and activities for your child that fit with your child's interests and your family's values and culture.

The AEPS-3 test, teaching materials, and family materials are connected so they work together to pinpoint skills your child needs and help your child gain these skills. There are informational handouts as well as forms for sharing important information and staying involved.

As we begin using AEPS-3 together, we will meet to start getting acquainted. We will review information from the family forms you complete alongside information from professional assessments to create a plan that reflects what matters most to your family and your child's strengths and needs. As time goes on, we will look at your child's progress as a team, discuss changes that might be needed, and then continue using the plan to support your child.



Family Report

The Family Report helps us get to know your child and family. Section 1 focuses on your child and their strengths, any concerns about behavior or development, who you consider part of your family, services you receive, and providers or specialists you see. Section 2 asks about daily routines and activities like meals, chores, entertainment, sleeping, dressing, playing, communicating, making changes, and participating in the community.

Family Assessment of Child Skills

The Family Assessment of Child Skills (FACS) lets you share details about your child's skills that will help determine what learning goals are appropriate for an IFSP (individualized family service plan) or IEP (individualized education program). The FACS has easy-to-answer questions about your child's skills across eight areas of development.

Child Progress Record

The Child Progress Record is a visual record of your child's current abilities, learning targets from the AEPS-3 Test, and progress over time. The shaded arrows create a snapshot of skills your child has gained over time, and skills they have not yet developed. It shows you where your child is in all eight developmental areas and which skills your child is ready to learn next. We can review changes in your child over time and adjust the plan as needed.

Let us know if you have any questions or would like to work together on the family materials!

Assessment, Evaluation, and Programming System for Infants and Children, Third Edition (AEPS-3), by Becker, Dornes, Graham, Johnson, Macy, Sientz, & Waddell. © 2022 Brookes Publishing Co. All rights reserved. AEPS is a registered trademark of and all AEPS logos are owned by Brookes Publishing Co.

Handouts to enhance communication with families

AEPS®-3 is a registered trademark of and aepe3 is owned by Paul H. Brookes Publishing Co., Inc. ©2021 All rights reserved.



AEPS-3 Curriculum

- Guided by multi-tiered systems of support, blended practices, and activity-based intervention frameworks
- 3 levels
 - **Beginning**—infant and very early skills (birth to 18 months developmentally)
 - **Growing**—toddler and early skills (18 months to 3 years developmentally)
 - **Ready**—preschool and school preparation skills (3 to 6 years developmentally)



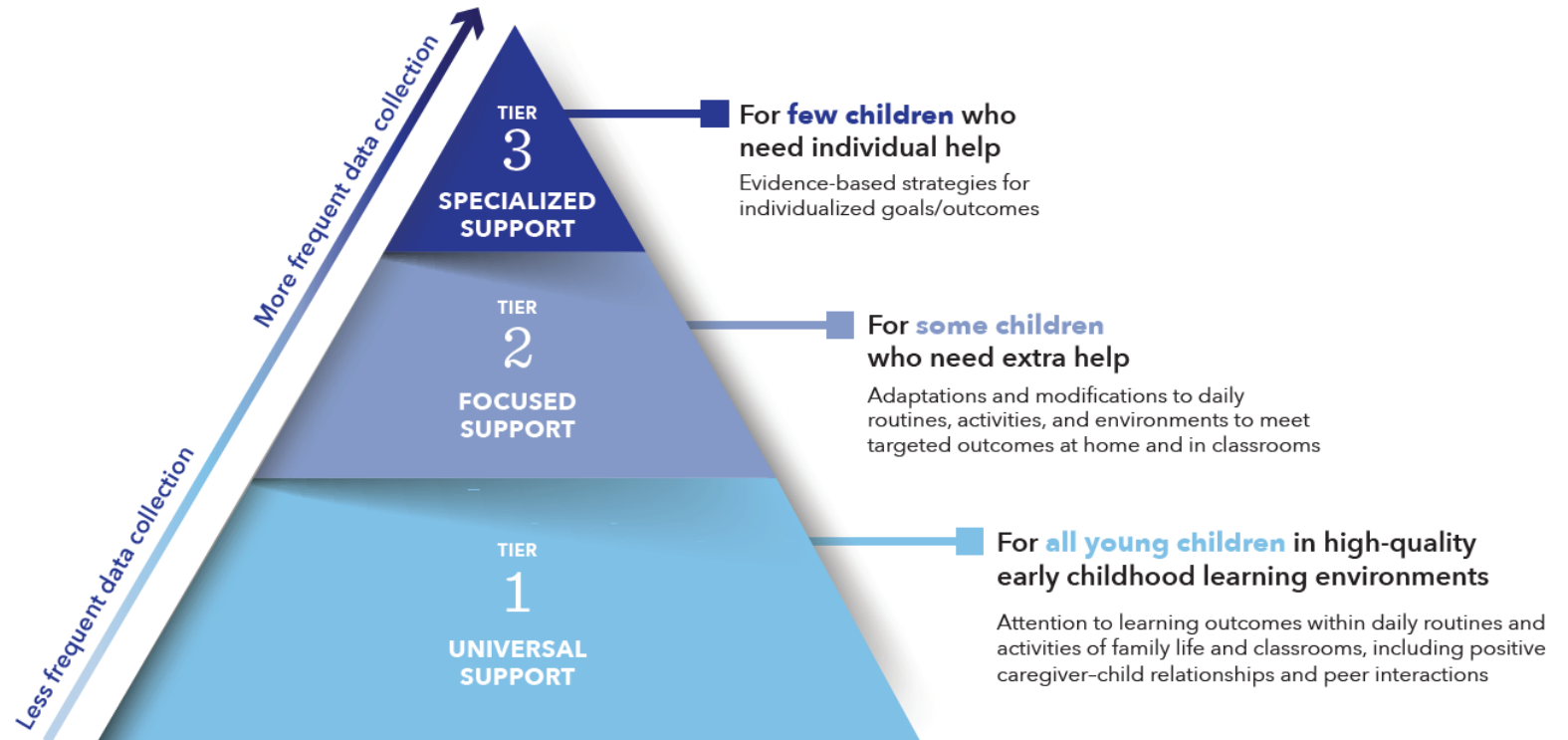
AEPS-3 Curriculum

Includes
content
for
18 routines
& activities

- Active & Outdoor Play
- Arrival & Departure
- Art
- Bath Time
- Block Play
- Circle Time
- Diapering, Toileting, & Handwashing
- Dramatic Play
- Dressing
- Field Trips
- Math
- Meals & Snacks
- Music & Movement
- Nap & Sleep
- Science
- Sensory
- Technology
- Writing

AEPS-3 Curriculum

Includes universal, targeted, and specialized strategies for each routine/activity



AEPS-3 Curriculum

- Included for each routine/activity:
 - Description
 - Concurrent skills by AEPS-3 area
 - Universal strategies—best practices for all children
 - Focused strategies—for teaching some children who are struggling
 - Specialized strategies—for teaching individual children who need intensive support

66 ■ AEPS-3 Curriculum-Growing

- ▲ Encourage and promote creativity (avoid requiring children to produce a specific outcome, such as making a picture with a blue sky).
- ▲ Ensure that all products available to children are nontoxic (for safety reasons) and washable (for easy cleanup).
- ▲ Check all ingredients in art materials before using them, especially if children who have allergies are present.

The 2

■ **FOCUSED STRATEGIES**

These strategies are for teaching SOME children who are struggling or whose development is stalled and who need extra help. These strategies include a variety of minor adaptations or modifications to the environment to meet targeted outcomes at home and in the classroom.

- ▲ Offer multiple opportunities to repeat the same type of activity so that children learn how to do one particular kind of activity.
- ▲ Use materials that are adaptable for children who have physical impairments (adapted chairs with trays; large-size paintbrushes, etc.).
- ▲ Use songs to help children remember the steps for an activity.
- △ Use the tune of a familiar song ("The Hokey Pokey") to watercolor painting.
- ▲ Use a verbal prompt and visual timer to alert children when to move from one activity to another.
- ▲ Use a visual schedule to make children aware of what to do next.
- △ Let children put a check mark next to ART on their schedule and then move on to the next task on their schedule.
- ▲ Use peer modeling for art activities, since young children learn more readily than they will follow an adult's lead.
- ▲ Plan art activities intentionally into daily routines at home and in the classroom.
- △ Let children make creations with modeling clay.
- △ Invite children to draw with washable markers.
- △ Provide a paint and water mix in a spray bottle.
- ▲ Allow extra time to complete projects for children who are struggling to complete an activity.
- ▲ Use a tablet with children to create art if they have a physical impairment.
- ▲ Learn to recognize children's cues and preferences.
- ▲ Teach children to use simple signs during art activities (e.g., MORE, ALL DONE) to communicate their preferences.
- ▲ Pair sign language with spoken words for children with hearing impairments.

The 3

■ **SPECIALIZED STRATEGIES**

These strategies are for teaching the FEW children who need individualized, precise evidence-based instruction to meet targeted goals/outcomes.

61 ■

The 8

Art

Art activities can vary by a number of elements, such as materials, medium, location, and participants, and they use children's creativity and imagination to create projects both indoors and outdoors in the home, child care, or classroom setting. Art is not limited to permanent product projects (coloring pages, step-by-step paintings) or activities that limit creativity, as it can include any aspect of art. In early childhood, art is more about the process than the product. This routine changes across the skill areas as young children's motor, cognitive, and social skills increase, and art can address a number of developmental skills depending on the theme. The AEPS-3 Growing level of Art uses items from eight developmental areas.

Concurrent Skills

The following concurrent skills are AEPS-3 skills that can be easily embedded and taught during regular occurrences of Art.

FINE MOTOR Growing Skills

- B 2 Rotates wrist to manipulate object
- B 3 Manipulates object with two hands, each performing different actions
- C 1.1 Writes or draws using mixed strokes
- C 1.2 Writes or draws using curved lines
- C 1.3 Writes or draws using straight lines
- C 1.4 Scribbles

Embedded Learning Opportunities

- Rotates wrist to twist caps on and off of art materials (dot markers)
- Holds glue stick while pulling off lid
- Grasps art utensils to write or draw on paper

GROSS MOTOR Growing Skills

- B 3 Walks avoiding people, furniture, or objects
- B 3.1 Walks without support
- B 4.3 Gets up and down from low structure

Embedded Learning Opportunities

- Walks with and without support to art table
- Sits down and gets up from chair at art table

AEPS-3 Curriculum

Includes skills matrix to identify which routines & activities in 3 curriculum levels address specific skills

APPENDIX B: AEPS-3 SKILLS MATRIX

Gross Motor (continued)

AEPS-3 Test Item	AEPS-3 Curriculum Routine/Activity																	
	Active & Outdoor Play	Arrival & Departure	Art	Bath Time	Block Play	Circle Time	Diapering, Toileting, & Handwashing	Dramatic Play	Dressing	Field Trips	Math	Meals & Snacks	Music & Movement	Nap & Sleep	Science	Sensory	Technology	Writing
3. Walks avoiding people, furniture, or objects	G	G	G		G	G	G	G	G	G		G	G	G				G
3.1 Walks without support FS 3.1a Child walks unsupported for short distance and changes direction without falling. FS 3.1b Child walks unsupported for short distance without falling.	B	B	B		B	B	B	B	B	B		B	B	B				B
3.2 Walks with one-hand support	G	G	G		G	G	G	G	G	G		G	G	G				G
3.3 Walks with two-hand support	B	B	B		B	B	B	B	B	B		B	B	B				B
3.4 Cruises FS 3.4a Child rises from sitting to standing position with support.	B	B	B		B					B		B						
4. Alternates feet going up and down stairs FS 4a Child walks up and down stairs without support. Child does not alternate feet.	G	G								G	G			G	G		G	
4.1 Walks up and down stairs using support FS 4.1a Child walks up stairs holding rail or wall with one hand. FS 4.1b Child walks up stairs using two-hand support.	G	G								G	G			G	G		G	
4.2 Moves up and down stairs FS 4.2a Child moves up stairs. FS 4.2b Child climbs onto adult-size furniture (e.g., chair, couch, bed) or low play structure.	G	G					G			G	G			G	G		G	
4.3 Gets up and down from low structure FS 4.3a Child moves over obstacles. FS 4.3b Child climbs onto low, stable structure (e.g., low step, raised platform). FS 4.3c Child climbs down from adult-size furniture (e.g., chair, couch, bed) or low play structure.	G	G	G		G	G	G			G		G	G	G	G		G	
5. Runs while avoiding people, furniture, or other objects FS 5a Child turns corner while running. FS 5b Child stops and starts again while running.	G	G								G				G				

Assessment, Evaluation, and Programming System for Infants and Children, Third Edition (AEPS®-3), by Bricker, Dionne, Grisham, Johnson, Macy, Slenitz, & Waddell. © 2022 Brookes Publishing Co. All rights reserved. (page 8 of 42)


AEPS-3 Products

- AEPS-3 Complete Kit
- AEPS-3 volumes
- AEPS-3 form packs
- AEPS-3 Forms USB
- AEPS-3 Quick Reference Guides

**Available
Now!**

AEPS-3 Complete Kit

Everything you need to implement AEPS-3!




- 5 Volumes (User's Guide, Assessment, Curriculum–Beginning, Curriculum–Growing, Curriculum–Ready)
- Two 5-packs of Child Observation Data Form
- One 10-pack of Family Report
- One 10-pack of Ready-Set
- Pack of 9 Quick Reference Guides
- USB with AEPS-3 forms in English and Spanish, plus additional resources

Stock #: 55187

\$499.00


Volumes 1 & 2



Guidance for using the AEPS-3 system, supporting family engagement, and understanding AEPS-3 research

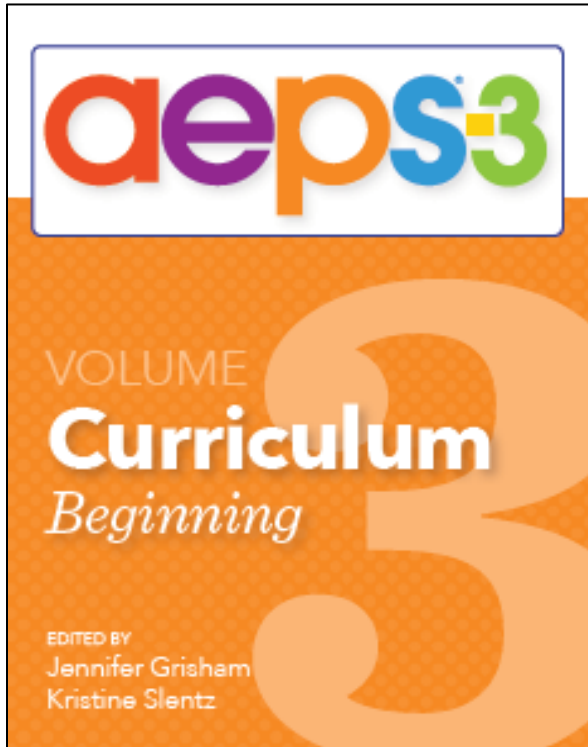
Stock #: 55194 \$50.00

Overview of AEPS-3 Test and detailed guidance on how to administer and score it

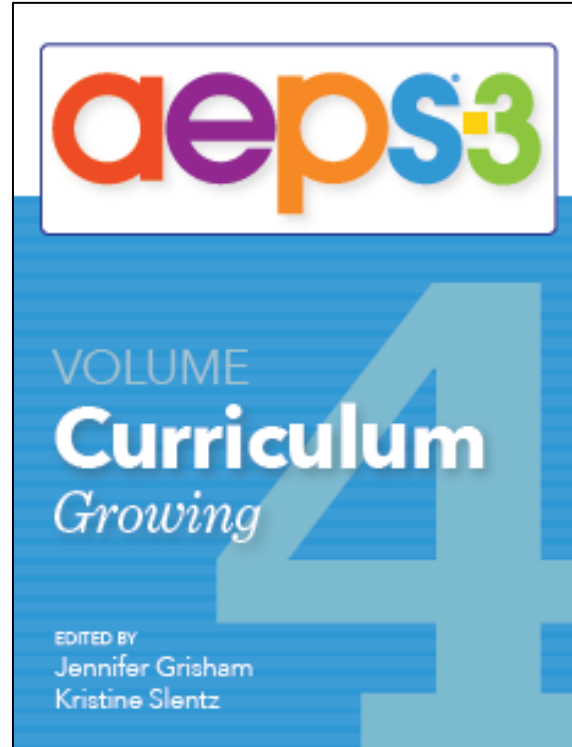


Stock #: 55200 \$100.00

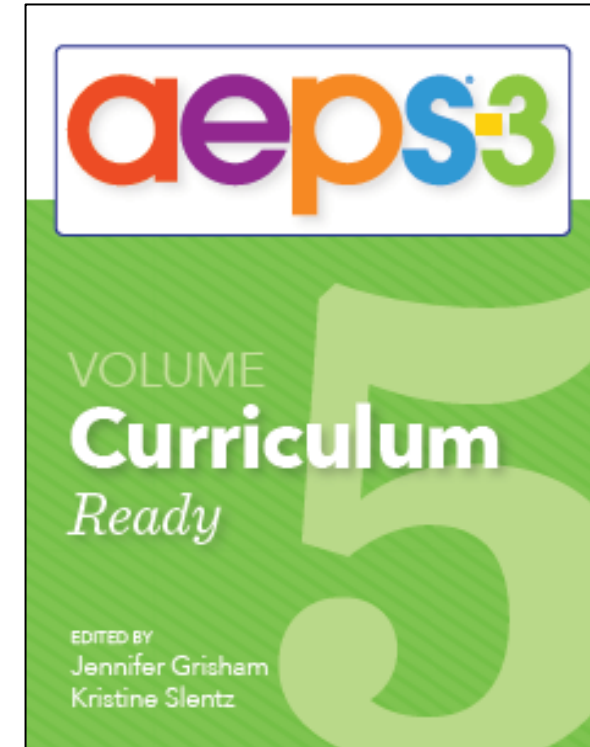
Volumes 3, 4, & 5



Stock #: 55217 \$50.00



Stock #: 55224 \$50.00



Stock #: 55231 \$50.00

Universal, focused, and specialized strategies for 18 routines and activities
Includes Skills Matrix to show where to find AEPS-3 Test items within volumes

AEPS-3 Forms USB



**Contains PDF
masters of all
AEPS-3 forms,
handouts, and
assessment
activities**

**Stock #: 55248
\$299.00**

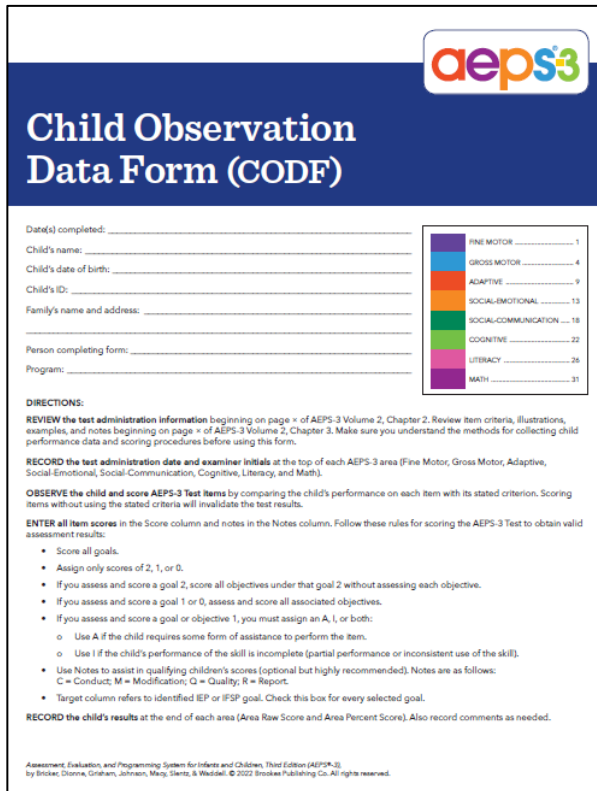
English

Assessment Activities–Center-Based (10)
Assessment Activities–Home-Based (10)
Child Observation Data Form (CODF)
Child Progress Record (8)
Embedding Schedule
Family Assessment of Child Skills (FACS)
Family Handouts (3)
Family Report
IFSP/IEP Planning Guide
Intervention Plan
Quick Reference Guides (9)
Ready-Set
Ready-Set Assessment Activities–Center-Based (4)
Ready-Set Assessment Activities–Home-Based (3)
Ready-Set FACS
Skills Matrix (8)
Social-Communication Observation and Summary (SCOS)

Spanish

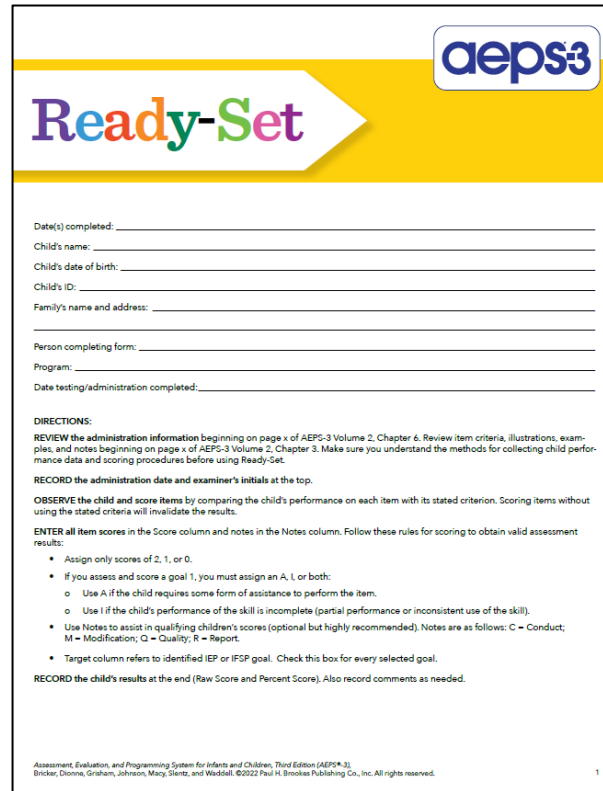
Child Observation Data Form (CODF)
Child Progress Record (8)
Embedding Schedule
Family Assessment of Child Skills (FACS)
Family Handouts (3)
Family Report
IFSP/IEP Planning Guide
Intervention Plan
Quick Reference Guides (9)
Ready-Set
Ready-Set FACS
Social-Communication Observation and Summary (SCOS)

Form packs



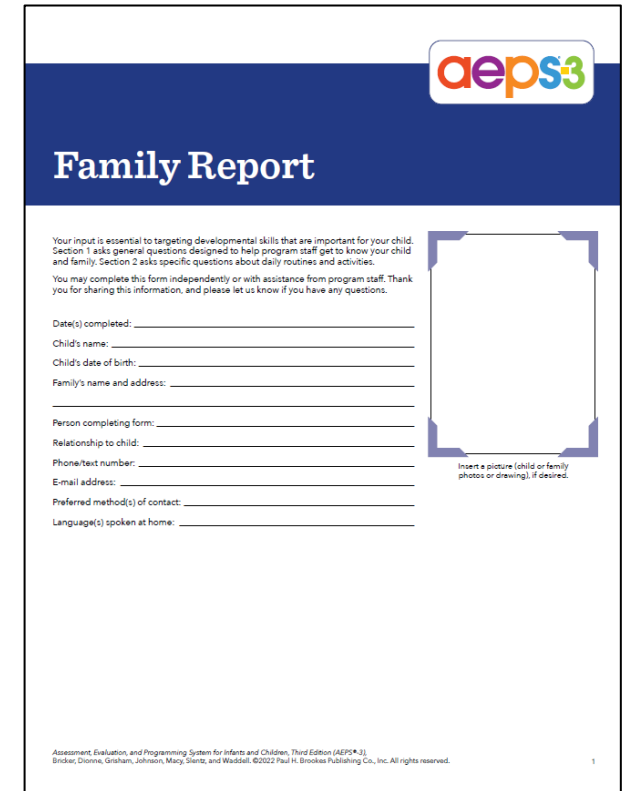
The cover page for the Child Observation Data Form (CODF) features the AEPS-3 logo at the top right. The title "Child Observation Data Form (CODF)" is prominently displayed in a dark blue header. Below the header, there are fields for "Date(s) completed:", "Child's name:", "Child's date of birth:", "Child's ID:", "Family's name and address:", "Person completing form:", and "Program:". To the right of these fields is a color-coded legend for the assessment areas: FINE MOTOR (1), GROSS MOTOR (4), ADAPTIVE (9), SOCIAL-EMOTIONAL (13), SOCIAL-COMMUNICATION (18), COGNITIVE (22), LITERACY (26), and MATH (31). The "DIRECTIONS" section provides detailed instructions on test administration, scoring, and data entry. At the bottom, it states "RECORD the child's results at the end of each area (Area Raw Score and Area Percent Score). Also record comments as needed."

5-pack of saddle-stitched forms (36 pages each)
Stock #: 55279 \$30.00



The cover page for the Ready-Set form pack features the AEPS-3 logo at the top right. The title "Ready-Set" is displayed in a large, colorful font with a white arrow pointing to the right. Below the title, there are fields for "Date(s) completed:", "Child's name:", "Child's date of birth:", "Child's ID:", "Family's name and address:", "Person completing form:", and "Date testing/administration completed:". The "DIRECTIONS" section provides instructions on administration and scoring. At the bottom, it states "RECORD the child's results at the end (Raw Score and Percent Score). Also record comments as needed."

10-pack of folded forms (4 pages each)
Stock #: 55293 \$30.00




The cover page for the Family Report form pack features the AEPS-3 logo at the top right. The title "Family Report" is displayed in a dark blue header. Below the header, there are fields for "Date(s) completed:", "Child's name:", "Child's date of birth:", "Family's name and address:", "Person completing form:", "Relationship to child:", "Phone/text number:", "E-mail address:", "Preferred method(s) of contact:", and "Language(s) spoken at home:". To the right of these fields is a large rectangular box with a dashed border and the text "Insert a picture (child or family photos or drawing), if desired." The "DIRECTIONS" section provides instructions on how to use the form. At the bottom, it states "RECORD the child's results at the end (Raw Score and Percent Score). Also record comments as needed."

10-pack of saddle-stitched forms (8 pages each)
Stock #: 55286 \$30.00

AEPS-3 Quick Reference Guides

- On-the-go guides provide all AEPS-3 Test items and criteria in clear, convenient format
- Helpful reference as users observe children and administer the test
- Pack includes 9 separate laminated guides, one for each developmental area and one for Ready-Set

Stock #: 55309 \$30.00



Assessment, Evaluation, and Programming System for Infants and Children, Third Edition (AEPS-3)

By Brock, Donna, Gilliam, Melissa, May, Sheri, & Weiland, © 2021 Brookes Publishing Co.

Assessment, Evaluation, and Programming System for Infants and Children, Third Edition (AEPS-3)

By Brock, Donna, Gilliam, Melissa, May, Sheri, & Weiland, © 2021 Brookes Publishing Co.

Assessment, Evaluation, and Programming System for Infants and Children, Third Edition (AEPS-3)

By Brock, Donna, Gilliam, Melissa, May, Sheri, & Weiland, © 2021 Brookes Publishing Co.

AEPSi is better than ever, too!

- Completely redesigned AEPSi interface
- Robust reporting
- Mobile-optimized for phones and tablets
- Family login for AEPS-3 family reporting



AEPS-3 Training

- Training Institutes
 - Live, virtual, two-day training
 - \$495.00 per person
- Virtual seminars for your organization
 - AEPS-3 Seminar
 - AEPSi Seminar – available in 2023
- Self-paced, AEPS-3 introductory online course (coming)
- Updated interrater reliability certification (coming)

Learn more: bpub.fyi/AEPS3-Training

Stay up-to-date
about AEPS-3
with the AEPS newsletter

bpub.fyi/newsletter



Questions?

Contact your sales rep

<https://aepsinteractive.com/contact-us/>

