

Ready-Set

Date(s) completed: September 28, 2021

Child's name: Emily Robinson

Child's date of birth: December 1, 2016

Child's ID: 455324

Family's name and address: Olivia Robinson

3284 Bright Street, Baltimore, MD 21201

Person completing form: Amanda Peters

Program: ABC Preschool

DIRECTIONS:

REVIEW the administration information beginning on page x of AEPS-3 Volume 2, Chapter 6. Review item criteria, illustrations, examples, and notes beginning on page x of AEPS-3 Volume 2, Chapter 3. Make sure you understand the methods for collecting child performance data and scoring procedures before using Ready-Set.

RECORD the administration date and examiner initials at the top.

OBSERVE the child and score items by comparing the child's performance on each item with its stated criterion. Scoring items without using the stated criteria will invalidate the results.

ENTER all item scores in the Score column and notes in the Notes column. Follow these rules for scoring to obtain valid assessment results:









- Assign only scores of 2, 1, or 0.
- If you assess and score a goal 1, you must assign an A, I, or both:
 - Use A if the child requires some form of assistance to perform the item.
 - Use I if the child's performance of the skill is incomplete (partial performance or inconsistent use of the skill).
- Use Notes to assist in qualifying children's scores (optional but highly recommended). Notes are as follows: C = Conduct; M = Modification; Q = Quality; R = Report.
- Target column refers to identified IEP or IFSP goal. Check this box for every selected goal.

RECORD the child's results at the end (Raw Score and Percent Score). Also record comments as needed.

Name: Emily Robinson

Score Key			Note Key
Mastery performance 2	Emerging performance 1A = Assistance 1I = Incomplete 1AI = Assistance/Incomplete	No performance 0	C = Conduct M = Modification Q = Quality R = Report

Test date:	9/28/2021		
Examiner(s):	Amanda Peters		

	Target	Score	Notes	Score	Notes	Score	Notes
1. Manipulates object with two hands, each performing different action  FM.B3		2	C M Q R		C M Q R		C M Q R
2. Holds writing tool using three-finger grasp to write or draw  FM.C1		1I	C M Q R		C M Q R		C M Q R
3. Jumps forward  GM.B6		2	C M Q R		C M Q R		C M Q R
4. Skips  GM.B7		2	C M Q R		C M Q R		C M Q R
5. Uses hands to hang on play equipment with bars  GM.C2		1A	C M Q R		C M Q R		C M Q R
6. Uses culturally appropriate social dining skills  AD.A5		2	C M Q R		C M Q R		C M Q R
7. Recognizes and reports information regarding safety  AD.D4		1A	C M Q R		C M Q R		C M Q R
8. Maintains cooperative activity  SE.C3		2	C M Q R		C M Q R		C M Q R
9. Interacts appropriately with others during small-group activities  SE.D1		2	C M Q R		C M Q R		C M Q R
10. Interacts appropriately with others during large-group activities  SE.D2		2	C M Q R		C M Q R		C M Q R
11. Initiates and completes independent activities  SE.D3		2	C M Q R		C M Q R		C M Q R
12. Resolves conflicts using negotiation  SE.D4		2	C M Q R		C M Q R		C M Q R
13. Meets observable physical needs in socially appropriate ways  SE.E1		2	C M Q R		C M Q R		C M Q R
14. Follows context-specific rules  SE.E3		2	C M Q R		C M Q R		C M Q R
15. Relates identifying information about self  SE.E4		2	C M Q R		C M Q R		C M Q R
16. Uses language to initiate and sustain social interaction  SC.D1		2	C M Q R		C M Q R		C M Q R
17. Provides and seeks information while conversing using words, phrases, or sentences  SC.D2		2	C M Q R		C M Q R		C M Q R
18. Uses conversational rules when communicating with others  SC.D3		2	C M Q R		C M Q R		C M Q R
19. Solves problems using multiple strategies  CO.D3		1A	C M Q R		C M Q R		C M Q R
20. Draws plausible conclusions about events beyond personal experience  CO.D4		1A	C M Q R		C M Q R		C M Q R

Score Key			Note Key		Test date:					
Mastery performance 2	Emerging performance 1A = Assistance 1I = Incomplete 1AI = Assistance/Incomplete	No performance 0	C = Conduct M = Modification Q = Quality R = Report		9/28/2021					
				Examiner(s):		Amanda Peters				
				Target	Score	Notes	Score	Notes	Score	Notes
21.	Expands simple observations and explorations into further inquiry	▶ CO.E1		1A	C M Q R		C M Q R		C M Q R	
22.	Anticipates outcome of investigation	▶ CO.E2		1A	C M Q R		C M Q R		C M Q R	
23.	Investigates to test hypotheses	▶ CO.E3		1I	C M Q R		C M Q R		C M Q R	
24.	Transfers knowledge	▶ CO.E4		1I	C M Q R		C M Q R		C M Q R	
25.	Produces rhyming words given oral prompt	▶ LI.B1		2	C M Q R		C M Q R		C M Q R	
26.	Segments compound words into component words	▶ LI.B2		2	C M Q R		C M Q R		C M Q R	
27.	Segments syllables of two- and three-syllable words	▶ LI.B3		2	C M Q R		C M Q R		C M Q R	
28.	Segments CVC words into individual sounds	▶ LI.B4		2	C M Q R		C M Q R		C M Q R	
29.	Names all uppercase and lowercase letters of alphabet	▶ LI.C1		2	C M Q R		C M Q R		C M Q R	
30.	Reads simple CVC and sight word text	▶ LI.C2		2	C M Q R		C M Q R		C M Q R	
31.	Retells simple story	▶ LI.D2		2	C M Q R		C M Q R		C M Q R	
32.	Demonstrates understanding of abstract story vocabulary	▶ LI.D3		2	C M Q R		C M Q R		C M Q R	
33.	"Reads" back own dictation to label or caption picture	▶ LI.E1		2	C M Q R		C M Q R		C M Q R	
34.	Writes and draws for a variety of purposes	▶ LI.E2		2	C M Q R		C M Q R		C M Q R	
35.	Compares items in sets of 11 to 20 by counting	▶ MA.B3		0	C M Q R		C M Q R		C M Q R	
36.	Reads and writes numerals for quantities to 5	▶ MA.C1		2	C M Q R		C M Q R		C M Q R	
37.	Reads and writes numerals for quantities 6-10	▶ MA.C2		2	C M Q R		C M Q R		C M Q R	
38.	Reads and writes numerals for quantities 11-20	▶ MA.C3	✓	1I	C M Q R		C M Q R		C M Q R	
39.	Reads and writes symbols for addition (+) and equals (=)	▶ MA.D1		0	C M Q R		C M Q R		C M Q R	
40.	Reads and writes symbols for subtraction (-) and equals (=)	▶ MA.D2		0	C M Q R		C M Q R		C M Q R	

Name: Emily Robinson

Ready-Set Results

To calculate Raw Score: Add the 2 and 1 scores in the Score column for the specific test date.

To calculate Percent Score: Divide the Raw Score by the Raw Score Possible, then multiply by 100.

Test date	9/28/2021		
Raw Score	64		
Raw Score Possible	80	80	80
Percent Score	80%		

TEST DATE 1:

Examiner(s):

Comments:

TEST DATE 2:

Examiner(s):

Comments:

TEST DATE 3:

Examiner(s):

Comments: