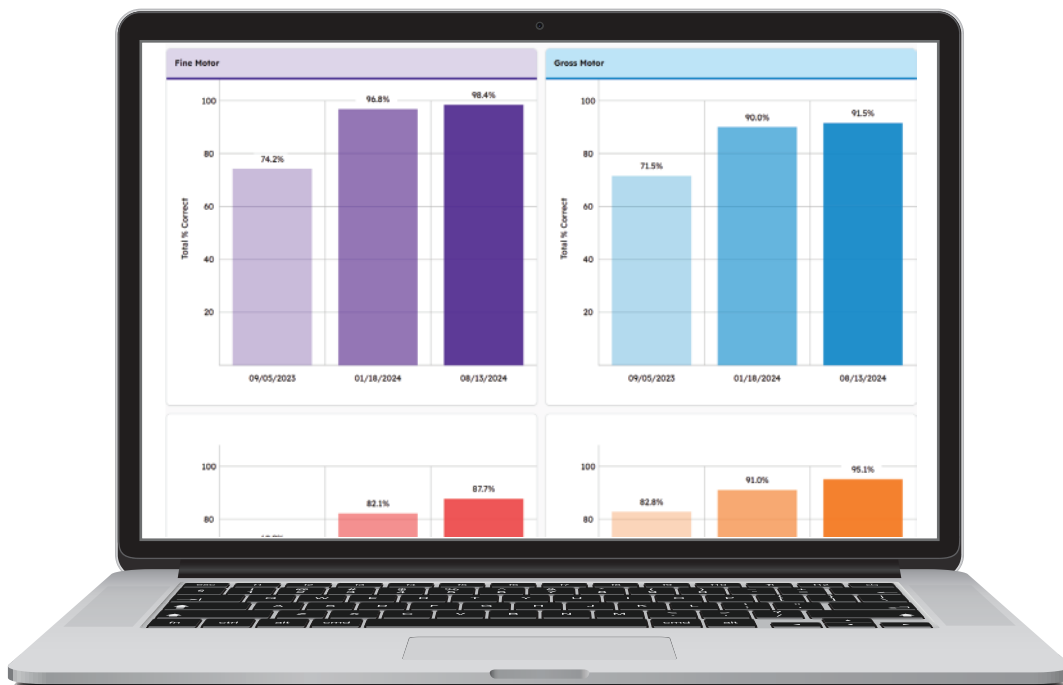




# Reports Guide



# An Inside Look at AEPSi Reports!

The AEPS®i system provides real-time, richly detailed reports to help you transform assessment into action. AEPSi users can generate a wide selection of reports for individual children, groups of children, or entire programs. All reports can be viewed in your browser and select reports can be exported as comma-separated values (CSV) files (editable in Excel), printed, and/or saved as PDF files.

AEPSi has five pre-defined roles: Account Administrator (AEPSi Enterprise accounts only), Program Administrator, Provider, Account Reviewer (AEPSi Enterprise accounts only), and Program Reviewer. The chart below shows the report access for each role. Providers can only view reports for the children assigned to them. Program Reviewers must have access to child data to review child reports.

Keep reading to see samples of each AEPSi report.

Report Name	Account Admin	Program Admin	Provider	Account Reviewer	Program Reviewer	Page #
<i>Child Reports</i>						
AEPS-3 Score Summary		✓	✓		✓	3
Ready-Set Score Summary		✓	✓		✓	4
AEPS-3 Results (Graphed Scores)		✓	✓		✓	5
Child Progress Record		✓	✓		✓	6
IFSP/IEP Summary		✓	✓		✓	7
Eligibility Cutoff		✓	✓		✓	8
Present Level of Functioning		✓	✓		✓	9
<i>Classroom and Program Reports</i>						
Assessment Export	✓	✓	✓	✓	✓	10
Child Profiles List	✓	✓	✓	✓	✓	11
Progress of All Children	✓	✓	✓	✓	✓	12
Status of All Children	✓	✓	✓	✓	✓	13
Group Goal Planning Matrix		✓	✓		✓	14

# AEPS-3 Score Summary



**Description:** The AEPS-3 Score Summary displays the test date, raw score, possible raw score, percent score, and comments for all eight areas of the AEPS-3 Test. Up to three test periods at a time can be displayed on one report.

**Use this report to:**

- See progress over time for each area
- Review how a child is performing in a particular area
- Decide what areas need support

**Who has access to the report?**

Program Administrator, Provider, Program Reviewer



Fine Motor		
Test Date	09/05/2023	01/18/2024
Raw Score	46	60
Possible Score	62	62
Percent Score	74.2%	96.8%
Comments	--	--
Gross Motor		
Test Date	09/05/2023	01/18/2024
Raw Score	95	117
Possible Score	130	130
Percent Score	71.5%	90.0%
Comments	--	--

Raw Score	46	60
Possible Score	62	62
Percent Score	74.2%	96.8%
Comments	--	--
Gross Motor		
Test Date	09/05/2023	01/18/2024
Raw Score	95	117
Possible Score	130	130
Percent Score	71.5%	90.0%
Comments	--	--

# Ready-Set Score Summary



Child Report

**Description:** The Ready-Set Score Summary displays the test date, raw score, possible raw score, percent score, and assessment comments for the Ready-Set assessment. The Ready-Set includes 40 developmentally advanced AEPS-3 goals from all eight areas. Up to three test periods at a time can be displayed on one report.

## Use this report to:

- Review information about skills needed for school readiness and early school success
- See progress over time
- Review how a child is performing
- Decide what goals needs support

## Who has access to the report?

Program Administrator, Provider, Program Reviewer

### Ready-Set Score Summary

Ready-Set

#### Ready-Set Score Summary Report

PRINT

CHILD NAME	DATE OF BIRTH	CHILD ID	ALT ID
Smith, Sylvia	10/16/2019	01HM9J4K58JND3JVJMW6ADRC8	19454589
REPORT DATE	PROGRAM	ASSESSMENT TYPE	
08/14/2024	Hernwood Elementary School	Ready-Set	

#### Selected Test Dates

Test Date	02/22/2024	03/29/2024
Raw Score	51	61
Possible Score	80	80
Percent Score	63.7%	76.3%
Comments	--	--

# AEPS-3 Results (Graphed Scores)



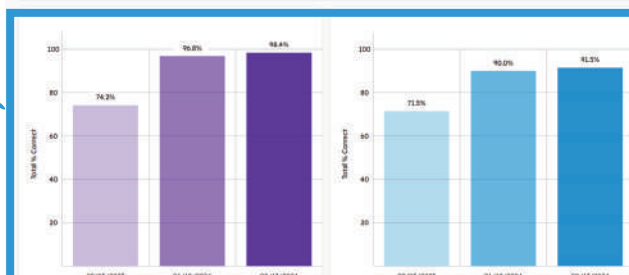
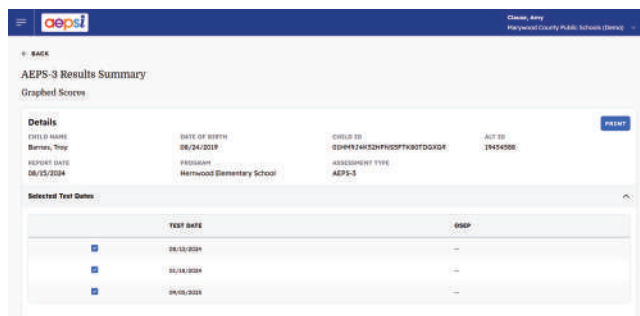
**Description:** The AEPS-3 Results (Graphed Scores) report displays area percentage scores for the AEPS-3 Test across time. Compare up to three test periods as side-by-side bar graphs for a visual representation of a child's progress.

### Use this report to:

- Review area percentage scores
- Determine whether the child's performance is improving over time

### Who has access to the report?

Program Administrator, Provider, Program Reviewer



# Child Progress Record



Child Report

**Description:** The Child Progress Record is a visual display of a child's current skill mastery, targets, and progress over time by area. One or more areas can be selected to be included in the report, and up to two test periods at a time can be displayed on one report. This report is helpful for sharing information at meetings with families and helps them participate in monitoring their child's progress.

## Use this report to:

- See whether the child meets the criteria for a goal or objective
- Review progress over time at the goal and objective level
- See the goals and objectives that appear next in skill sequences

## Who has access to the report?

Program Administrator, Provider, Program Reviewer

**Fine Motor**

T1: 09/05/2025 T2: 01/18/2024 Target:

**Strand A: Reach, Grasp, and Release**

Objective: 1.2 Makes directed movements with arms T1: 2 T2: 2

Objective: 1.1 Brings hands together near midline T1: 2 T2: 2

Goal: 1 Makes directed batting or swiping movements with each hand T1: 2 T2: 2

Objective: 2.4 Grasps hand-size object using whole hand T1: 2 T2: 2

Objective: 2.3 Grasps pea-size object using fingers in raking or scratching movement T1: 2 T2: 2

Objective: 2.2 Grasps small cylindrical object T1: 2 T2: 2

Objective: 2.1 Grasps hand-size object T1: 2 T2: 2

Goal: 2 Grasps pea-size object T1: 2 T2: 2

Objective: 3.2 Releases object into nondefined space T1: 2 T2: 2

Objective: 3.1 Releases object into targeted space T1: 1 T2: 2

Goal: 3 Stacks objects T1: 1 T2: 2

**Strand B: Functional Skill Use**

Objective: 1.3 Uses fingers to explore object T1: 2 T2: 2

Objective: 1.2 Uses hand to activate object T1: 2 T2: 2

Objective: 1.1 Uses finger to point or touch T1: 2 T2: 2

Goal: 1 Activates object with finger T1: 2 T2: 2

Objective: 2.1 Turns object using either hand T1: 1 T2: 2

Goal: 2 Rotates wrist to manipulate object T1: 1 T2: 2

Objective: 3.5 Transfers object from hand to hand T1: 2 T2: 2

Objective: 3.4 Holds object with one hand and manipulates object or produces action with other hand T1: 2 T2: 2

Objective: 3.3 Fits variety of shapes into corresponding spaces T1: 2 T2: 2

Objective: 3.2 Aligns objects T1: 1 T2: 2

Objective: 3.1 Assembles toy T1: 1 T2: 2

Goal: 3 Manipulates object with two hands, each performing different action T1: 1 T2: 2



# Eligibility Cutoff



**Description:** The Eligibility Cutoff report uses AEPS-3 Test area goal scores for an individual assessment to recommend eligibility status. AEPSi automatically calculates the child's chronological age and compares area goal scores with empirically validated cutoff scores corresponding to the appropriate age interval.

### Use this report to:

- See Area Goal Score and Cutoff Score for each area of an assessment
- Determine whether the child falls within the range for typically developing children or is at or below that range
- See how the child is performing compared to same-age peers at the area level

### Who has access to the report?

Program Administrator, Provider, Program Reviewer

Details			
CHILD NAME	DATE OF BIRTH	CHILD ID	ALT ID
Bammi, Troy	06/24/2019	01H4924K52HFNS5FTK90T0GXGP	19454588
TEST DATE	REPORT DATE	PROGRAM	ASSESSMENT TYPE
01/15/2024	06/15/2024	Hermwood Elementary School	AEPS-3

Selected Test Dates	
Fine Motor	
Area Goal Score	15
Area Cutoff Score	13
Result	Performing within the range for typically developing children, indicating no delay in development.
Area Goal Score	24
Area Cutoff Score	22
Result	Performing within the range for typically developing children, indicating no delay in development.
Area Goal Score	21
Area Cutoff Score	22
Result	Falls at or below the range for typically developing children, indicating development is delayed.
Area Goal Score	31
Area Cutoff Score	27
Result	Performing within the range for typically developing children, indicating no delay in development.
Area Goal Score	22
Area Cutoff Score	22
Result	Falls at or below the range for typically developing children, indicating development is delayed.



Adaptive	
Area Goal Score	21
Area Cutoff Score	22
Result	Falls at or below the range for typically developing children, indicating development is delayed.
Social-Emotional	
Area Goal Score	31
Area Cutoff Score	27
Result	Performing within the range for typically developing children, indicating no delay in development.



# Present Level of Functioning



Child Report

**Description:** The Present Level of Functioning report provides a summary of a child's AEPS-3 Test results for skills mastered (score of 2), emerging (score of 1), and not yet observed (score of 0) for an individual assessment.

## Use this report to:

- Review the child's level of functioning for each objective and goal
- Identify which items the child performs independently and consistently and which items are emerging
- Assist in writing summaries of the child's strengths, emerging skills, and areas of concern
- Write narrative reports for IFSP/IEP meetings

## Who has access to the report?

Program Administrator, Provider, Program Reviewer



Present Level of Functioning			
Details		PRINT	
CHILD NAME Hernandez, Maria	DATE OF BIRTH 01/07/2023	CHILD ID 01310N2110W2Y4BP555AFVABK	ALT ID
TEST DATE 10/02/2023	REPORT DATE 06/15/2024	PROGRAM Hermwood Elementary School	ASSESSMENT TYPE AEPS-3
Score Key			
Mastery Performance 2	Emerging Performance 1A = Assistance 1I = Incomplete 1E = Assistance/Incomplete	No Performance 0	Note Key C = Contact M = Modification G = Quality R = Report
Selected Test Dates			
	Score	Notes	Comments
<b>Mastery Performance</b>			
A.1. Makes directed batting or swiping movements with each hand	2		
A.1.1. Brings hands together near midline	2		
A.1.2. Makes directed movements with arms	2		
A.2.2. Grasps small cylindrical object	2		
A.2.3. Grasps pea-size object using fingers in raking or scratching movement	2		
A.2.4. Grasps hand-size object using whole hand	2		
B.1.2. Uses hand to activate object	2		
B.1.3. Uses fingers to explore object	2		
<b>Emerging Performance</b>			
A.2. Grasps pea-size object	1I	M	
A.2.1. Grasps hand-size object	1I	M	
B.1. Activates object with finger	1I	M	
B.1.1. Uses finger to point or touch	1I	M	
B.2. Rotates wrist to manipulate object	1I		
B.2.1. Turns object using either hand	1I		
B.3.4. Holds object with one hand and manipulates object or produces action with other hand	1A		
B.3.5. Transfers object from hand to hand	1A		
<b>No Performance</b>			
A.3. Stacks objects	0		
A.3.1. Releases object into targeted space	0		
A.3.2. Releases object into nondefined space	0		
B.3. Manipulates object with two hands, each performing different action	0		
B.3.1. Assembles toy	0		
B.3.2. Aligns objects	0		
B.3.3. Fits variety of shapes into corresponding spaces	0		
B.1.2. Assumes creeping position	2		
A.4.3. Regains balanced, upright sitting position after leaning left, right, and forward	2		

Emerging Performance			
A.2. Grasps pea-size object	1I	M	
A.2.1. Grasps hand-size object	1I	M	
B.1. Activates object with finger	1I	M	
B.1.1. Uses finger to point or touch	1I	M	
B.2. Rotates wrist to manipulate object	1I		
B.2.1. Turns object using either hand	1I		
B.3.4. Holds object with one hand and manipulates object or produces action with other hand	1A		
B.3.5. Transfers object from hand to hand	1A		
No Performance			
A.3. Stacks objects	0		
A.3.1. Releases object into targeted space	0		
A.3.2. Releases object into nondefined space	0		
B.3. Manipulates object with two hands, each performing different action	0		
B.3.1. Assembles toy	0		
B.3.2. Aligns objects	0		
B.3.3. Fits variety of shapes into corresponding spaces	0		



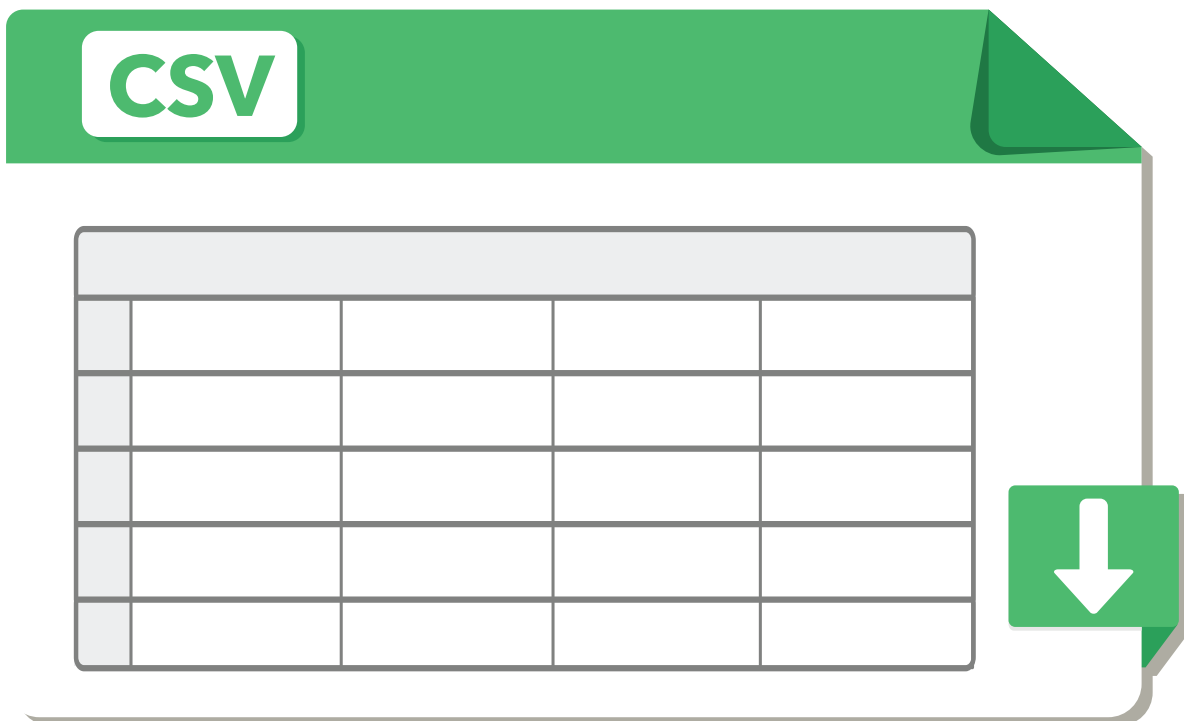
**Description:** The Assessment Export provides a CSV file of the individual scores for each item in the AEPS-3 Test. The export also includes the child demographic information and any custom fields for each AEPS-3 Test. The export can be filtered by date range selected.

**Use this report to:**

- Transfer assessment data to another database
- Analyze assessment data in Excel

**Who has access to the report?**

Account Administrator, Account Reviewer, Program Administrator, Provider, Program Reviewer



# Child Profiles List



## Group Report

**Description:** The Child Profiles List contains demographic information for all children the user generating the report has access to. The report includes the following fields: Program Name, Name (Child Name), ID, Alt ID, DOB, Lead Provider, Status (Active or Archived), Archived (Archived date), Gender, Classroom, Dev. Status (Developmental Delay Or Disability, At Risk, or Typically Developing), OSEP (Yes or No to include in OSEP reporting), Funding source (None, Early Intervention-Part C (Birth-3), or Early Childhood Sp Ed-Part (3-5)), Entry date (program entry), Exit date (program exit), Assessments (number of assessments), and Latest assessment. This report can be downloaded as a CSV file or generated as a PDF.

### Use this report to:

- See a list of all children the user generating the report has access to
- See number of AEPS-3 assessments for each child
- Transfer child profile data to another database

### Who has access to the report?

Account Administrator, Account Reviewer, Program Administrator, Provider, Program Reviewer

Clause, Amy  
Hernwood Elementary School

← BACK

### Child Profiles List

**Details** [DOWNLOAD CSV](#) [PRINT](#)

PROGRAM <b>HERNWOOD ELEMENTARY SCHOOL</b> Hernwood Elementary School	REPORT DATE 08/15/2024	ASSESSMENT AEPS-3
--	---------------------------	----------------------

**Results**

Program	Name	ID	ALT ID	DOB	Lead Provider	Status	Archived	Gender	Classroom	Dev. Status	OSEP	Funding Source	Entry Date	Exit Date	Assessments
Hernwood Elementary School	Arellano, Eddie	01HM9J4 K3TMJ5P 6VY3W7Q SPWF4	19454582	04/25/2021	Belle, Monica	Active		Male	Daisy Classroom	Developmental Delay Or Disability	Yes	Early Intervention-Part C (Birth-3)	04/25/2023	04/25/2024	3
Hernwood Elementary School	Barnes, Troy	01HM9J4 K52HFNS 5FTK80T DGXG9	19454588	08/24/2019	Rivera, Leah	Active		Male	Sunshine Classroom	Developmental Delay Or Disability	Yes	Early Childhood Sp Ed-Part B (3-5)	08/24/2022	06/30/2024	3
Hernwood Elementary School	Fletcher, William	01HM9J4 K4NK398 C8PC30V 1KY5E	19454586	01/02/2021	Rivera, Leah	Active		Male	Daisy Classroom	At Risk	Yes	Early Intervention-Part C (Birth-3)	01/02/2023	01/05/2024	0
Hernwood Elementary School	Giron, Jamal	01HM9J4 K4GRJ1Q MVJDTW SYED5R	19454585	02/06/2019	Rivera, Leah	Active		Male	Sunshine Classroom	Developmental Delay Or Disability	Yes	Early Childhood Sp Ed-Part B (3-5)	02/06/2021	07/31/2024	2
Hernwood Elementary School	Hamilton, Gordon	01HM9J4 K4WRE09 Z2MD3K7 SEQFM	19454587	03/07/2021	Rivera, Leah	Active		Male	Daisy Classroom	Developmental Delay Or Disability	Yes	Early Intervention-Part C (Birth-3)	03/07/2023	03/15/2024	1
Hernwood Elementary School	Hernandez, Maria	01J1QNZ 11DWZY4 8P9S5AF VABK		01/07/2023	Clause, Amy	Active		Female	Daisy Classroom	At Risk	No	Early Intervention-Part C (Birth-3)	09/06/2023	--/--/----	1

# Progress of All Children



## Group Report

**Description:** The Progress of All Children report shows each child's AEPS Test scores by Area for the first test and the last test recorded for the child during the date range selected and shows any progress made ( $\Delta$  column).

### Use this report to:

- Get a quick snapshot of the developmental progress of children over time
- Determine if there are areas where children are not making progress
- Show program effectiveness

### Who has access to the report?

Account Administrator, Account Reviewer, Program Administrator, Provider, Program Reviewer

Clause, Amy  
Hernwood Elementary School

← BACK

### Progress of All Children

DOWNLOAD CSV
PRINT

**Details**

PROGRAM HERNWOOD ELEMENTARY SCHOOL Hernwood Elementary School	REPORT DATE 08/15/2024	ASSESSMENT AEPS-3
START DATE 01/23/2023	END DATE 08/15/2024	<span style="border: 1px solid #004a87; padding: 2px 5px;">UPDATE</span>

**How to Use This Report**

This report shows each child's AEPS Test scores by mastered or has begun to emerge in the child. Use

**Results**

Progress Summary

Number of Children 2  
Mastered Skills 127  
Emerging Skills 46

Children who made progress by area

**Tested Children**

					Fine Motor			Gross Motor		
Program	Child	DOB	Test 1	Test 2	T1	T2	$\Delta$	T1	T2	$\Delta$
Hernwood Elementary School	Arellano, Eddie	04/25/2021	AEPS-3 Test (11/28/2022)	AEPS-3 Test (02/22/2024)	26	46	+20	52	70	+18
Hernwood Elementary School	Giron, Jamal	02/06/2019	AEPS-3 Test (02/22/2024)	AEPS-3 Test (07/01/2024)	52	57	+5	108	112	+4
Hernwood Elementary School	Barnes, Troy	08/24/2019	AEPS-3 Test (09/05/2023)	AEPS-3 Test (01/18/2024)	46	60	+14	93	117	+24

**Tested Children**

Program	Child	DOB	Test 1	Test 2	Fine Motor			Gross Motor			Adaptive			Social-Emotional			Social-Communication			Cognitive			Literacy			Math		
					T1	T2	$\Delta$	T1	T2	$\Delta$	T1	T2	$\Delta$	T1	T2	$\Delta$	T1	T2	$\Delta$	T1	T2	$\Delta$	T1	T2	$\Delta$	T1	T2	$\Delta$
Hernwood Elementary School	Giron, Jamal	02/06/2019	AEPS-3 Test (02/22/2024)	AEPS-3 Test (07/01/2024)	52	57	+5	108	112	+4	86	88	+2	101	109	+8	78	82	+4	80	87	+7	95	105	+10	65	70	+5
Hernwood Elementary School	Barnes, Troy	08/24/2019	AEPS-3 Test (09/05/2023)	AEPS-3 Test (08/13/2024)	46	61	+15	93	119	+26	75	95	+20	101	116	+15	75	88	+13	75	85	+10	69	88	+19	25	58	+33

**Excluded Children**

Program	Child	DOB	Notes
Hernwood Elementary School	Warren, Katherine	05/02/2022	Only one test in specified date range for this child
Hernwood Elementary School	Arellano, Eddie	04/25/2021	Only one test in specified date range for this child
Hernwood Elementary School	Setzer, Hannah	05/17/2022	Only one test in specified date range for this child

# Status of All Children



## Group Report

**Description:** The Status of All Children report shows AEPS-3 Test raw scores, possible scores, and percentage scores for each of the eight areas on the child's most recent finalized assessment. You can see the number of children tested in 3 categories: tested in the last 3 months, tested in the last 6 months, and tested longer than 6 months ago. The report also shows a list of children who have not yet been tested.

### Use this report to:

- Get a quick look at how all children are performing
- Determine which children are ready for retesting
- Determine which children still need to be assessed

### Who has access to the report?

Account Administrator, Account Reviewer, Program Administrator, Provider, Program Reviewer

☰
Clause, Amy  
Hernwood Elementary School

← BACK

### Status of All Children

**Details**

PROGRAM  
**HERNWOOD ELEMENTARY SCHOOL**  
Hernwood Elementary School

REPORT DATE  
08/29/2024

ASSESSMENT  
AEPS-3

TESTED IN LAST 3 MONTHS  
2

TESTED IN LAST 6 MONTHS  
2

TESTED OVER 6 MONTHS AGO  
6

[DOWNLOAD CSV](#) [PRINT](#)

**How to Use This Report**

This report shows each child's AEPS-3 test scores by area for the latest completed test recorded for the child. Use this report to get a quick snapshot of each child's performance and determine which children are ready for re-testing.

**Results**

Tested Children

Program	Child	DOB	AEPS Test Date	Fine Motor			Gross Motor			Adaptive			Social-Emotional			Social-Communication			Cognitive	
				Score	Possible	%	Score	Possible	%	Score	Possible	%	Score	Possible	%	Score	Possible	%	Score	Possible
Hernwood Elementary School	Arellano, Eddie	04/25/2021	02/22/2024	46	62	74.2%	70	130	53.8%	42	106	39.6%	61	122	50.0%	56	98	57.1%	57	100
Hernwood Elementary School	Barnes, Troy	08/24/2019	08/13/2024	61	62	98.4%	119	130	91.5%	95	106	87.7%	116	122	95.1%	88	98	89.8%	85	100
Hernwood Elementary School	Giron, Jamal	02/06/2019	07/01/2024	57	62	91.9%	112	130	86.2%	88	106	83.0%	109	122	89.3%	82	98	83.7%	87	100
Hernwood Elementary School	Hernandez, Maria	01/07/2023	10/02/2023	24	62	38.7%	51	130	39.2%	30	106	28.3%	45	122	36.9%	36	98	36.7%	18	100

Untested Children

Program	Child	DOB
Hernwood Elementary School	Fletcher, William	01/02/2021
Hernwood Elementary School	Hamilton, Gordon	03/07/2021
Hernwood Elementary School	Jones, Lewis	12/25/2023

# Group Goal Planning Matrix



## Group Report

**Description:** The Group Goal Planning Matrix shows goals for each child selected based on results of their latest assessments. There are options to run the report by Scores of 1, 0, or Unscored; Notes (C, M, Q, R, and No notes); Targets (items selected for IFSP/IEP); by Markers (Any or All); and by Children.

### Use this report to:

- See a quick snapshot of the most critical items to teach children
- See which children are working on the same goals and objectives
- Plan individual and group intervention activities
- Develop embedding schedules

### Who has access to the report?

Program Administrator,  
Provider, Program  
Reviewer

**Details**

PROGRAM: HERNWOOD ELEMENTARY SCHOOL | DATE: 08/15/2024 | ASSESSMENT TYPE: AEPS-3

**How to Use This Report**

This matrix shows each child's goals as marked on their latest assessments. Use this report to get a quick snapshot of the most critical items to teach, see at a glance which children are working on the same skills, plan individual and group intervention activities, develop embedding schedules, and more.

Use the parameters to determine which items are marked for instruction.

- SCORES: Mark items with any of the selected scores (1, 0 or Unscored).
- NOTES: Mark items with any of the selected notes (C, M, Q, or R).
- TARGETS: Mark items marked as an IFSP/IEP target.
- SHOW MARKERS: Mark items with any or all combination of SCORES, NOTES, & TARGETS.
- CHILDREN: Select which children should be included in the report\*.

\*Selected children will only appear if they have at least one completed AEPS-3 Test.

**Parameters**

SCORES:  1,  0,  Unscored

NOTES:  C,  M,  Q,  R,  No notes

TARGETS:  Include

SHOW MARKERS:  Any,  All

CHILDREN: Giron, Jamal (02/06/2019), Hamilton, Gordon (03/07/2021), Hernandez, Maria (01/07/2023), Jones, Lewis (12/25/2023), Setzer, Hannah (05/17/2022)

**Results**

Included Children

Goal	Arellano, Eddie	Giron, Jamal	Hernandez, Maria
A1. Makes directed batting or swiping movements with each hand			
A1.1 Brings hands together near midline			
A1.2 Makes directed movements with arms			
A2. Grasps pea-size object	•	•	•
A2.1 Grasps hand-size object	•	•	•
A2.2 Grasps small cylindrical object		•	
A2.3 Grasps pea-size object using fingers in raking or scratching movement			
A2.4 Grasps hand-size object using whole hand			
A3. Stacks objects	•	•	•
A3.1 Releases object into targeted space			•
A3.2 Releases object into nondefined space			•
B1. Activates object with finger			•
B1.1 Uses finger to point or touch			•
B1.2 Uses hand to activate object			
B1.3 Uses fingers to explore object			
B2. Rotates wrist to manipulate object			•
B2.1 Turns object using either hand			•
B3. Manipulates object with two hands, each performing different action	•		•
B3.1 Assembles toy	•		•
B3.2 Aligns objects			•
B3.3 Fits variety of shapes into corresponding spaces			•
B3.4 Holds object with one hand and manipulates object or produces action with other hand			•
B3.5 Transfers object from hand to hand			•

**Fine Motor**

**Strand A: Reach, Grasp, and Release**

Goal	Arellano, Eddie	Giron, Jamal	Hernandez, Maria
A1. Makes directed batting or swiping movements with each hand			
A1.1 Brings hands together near midline			
A1.2 Makes directed movements with arms			
A2. Grasps pea-size object	•	•	•
A2.1 Grasps hand-size object	•	•	•
A2.2 Grasps small cylindrical object		•	
A2.3 Grasps pea-size object using fingers in raking or scratching movement			
A2.4 Grasps hand-size object using whole hand			
A3. Stacks objects	•	•	•
A3.1 Releases object into targeted space			•
A3.2 Releases object into nondefined space			•

# Additional Resources

## Get more information about the AEPSi system!



Attend a live demo  
[bpub.fyi/AEPSi-demo](https://bpub.fyi/AEPSi-demo)



Sign up for a 30-day free trial  
[bpub.fyi/AEPSi-trial](https://bpub.fyi/AEPSi-trial)



See Frequently Asked Questions  
[aepsinteractive.com/faq](https://aepsinteractive.com/faq)



Contact your sales consultant  
[aepsinteractive.com/contact-us](https://aepsinteractive.com/contact-us)

